

The Technological Institute of Textile & Sciences Bhiwani



Affiliated to Maharishi Dayanand University, Rohtak, Haryana

4.2. Total Expenditure excluding salary year-wise during last five years (INR in Lakhs)

The Technological Institute of Textile & Sciences,
Birla Colony, Bhiwani – 127021(Haryana)

Phone: +91 1664 242561(4 Lines)

Fax: +91 1664 243728

Website: <https://www.titsbhiwani.ac.in>



THE TECHNOLOGICAL INSTITUTE OF TEXTILE & SCIENCES

Under UGC Section 2 (f) & 12 (B)
Estd. in 1943 by Padma Vibhushan Dr. G.D. Birla

Extended Profile

NAAC 2022/ DVV/EP/4.1/4.1

Date: 09/06/2022

Criteria	Extended Profile
Key Indicator	4.2. Total Expenditure excluding salary year-wise during last five years (INR in Lakhs)
Finding In DVV	Please provide Audited Statement of income and expenditure duly certified by the Principal and Chartered Accountant in case of Privately funded institutions highlighting the salary component. Also provide a statement showing the total expenditure excluding the salary component for each of the years certified by the Principal and Chartered Accountant.
Response/ Clarification :	The changes in the data occurred in the HEI input due to oversight, which has been rectified. <ol style="list-style-type: none">1) Please find Audited Statement of income and expenditure duly certified by the Director and Chartered Accountant WITH highlighting the salary component is attached in Appendix-I2) Please find a statement showing the total expenditure excluding the salary component for each of the years certified by the Director and Chartered Accountant is attached in Appendix-II.
Description	Response Relevant Link :
Audited Statement of income and expenditure Appendix-I, A statement showing the total expenditure excluding the salary component Appendix-II	https://titsbhiwani.ac.in/NAAC/dvv/4.2.pdf

Director,
THE TECHNOLOGICAL INSTITUTE
OF TEXTILE & SCIENCES, BHIWANI


Director



THE TECHNOLOGICAL INSTITUTE OF TEXTILE & SCIENCES

Under UGC Section 2 (f) & 12 (B)
Estd. in 1943 by Padma Vibhushan Dr. G.D. Birla

Ref: DVV Clarification for Metric level: 4.2

Sub: Response to DVV Clarification for Metric level: 4.2

Total Expenditure excluding salary year-wise during last five years (INR in Lakhs)

HEI Input :

2020-21	2019-20	2018-19	2017-18	2016-17
230.14	324.38	344.49	309.88	309.25

The changes in the data occurred in the above table due to oversight, which has been rectified.

Certificate and Audited Statement of income and expenditure attached herewith as proof.

Correct HEI Input (INR in Lakhs) as per excel sheet, certificate and abstract of budget attached:

2020-21	2019-20	2018-19	2017-18	2016-17
226.19	306.01	326.70	304.85	297.30

Please consider the correct HEI Input.

- 1) Please find Audited Statement of income and expenditure duly certified by the Director and Chartered Accountant WITH highlighting the salary component is attached in **Appendix-I**
- 2) Please find a statement showing the total expenditure excluding the salary component for each of the years certified by the Director and Chartered Accountant is attached in **Appendix-II**.


DIRECTOR

Director,
THE TECHNOLOGICAL INSTITUTE
OF TEXTILE & SCIENCES, BHIWANI

Appendix – I

**Consolidated
Fund Allocation
2016-17**

P.K.Kedia & Associates
Chartered Accountants



101, Abhishesk Business Center,
D-248/10, Near Metro Station Gate No. 1
Laxmi Nagar, Delhi-110092
Phone No. +91 9810449379
Email: capawan9@gmail.com

TO WHOMSOEVER IT MAY CONCERN


This is to certify that the Infrastructure Augmentations and Repairs & Maintenance expenses incurred by the The Technological Institute of Textile and Science, Birla Colony, Bhiwani-127021, Haryana for the year 2016-17 are as below:

				Amount ₹
S.No.	Particulars	Engineering	Others*	Total
1.	Infrastructure Augmentations (As per Annexure)	49,29,103.00	11,93,508.00	61,22,611.00
2.	Repair & Maintenance Physical and Academic Facilities (As per Annexure)	2,20,03,744.00	15,02,211.00	2,35,05,955.00

The certification is based on the information, documents, books of accounts, audited financial statement and records produces before me and is true and correct to the best of my knowledge and belief.

* Others expenses does not pertain to Engineering. The same has been worked out on actual and proportionate basis.

For P.K.Kedia & Associates
Chartered Accountants
(Firm Registration No. 022269N)



CA Pawan Kumar Kedia
(Proprietor)
Membership No. 508375




Director
The Technological Institute of Textile & Sciences
BHIWANI

The Technological Institute of Textile & Sciences

Place: New Delhi
Date: April 25, 2022
UDIN: 22508375 AH7GR71134


(Manager Accounts)

**Details of Infrastructure Augmentation and Repairs & Maintenance expenses
for the year 2016-17**

Amount (Rs.)				
S.N.	Account Head	As per Audit Report		
		Engineering	Others	TOTAL
A Infrastructure Augmentation				
1	Computer	5,27,955	32,671	5,60,626
2	Furniture & Fixture	7,88,635	7,86,921	15,75,556
3	Plant & Machinery	21,19,843	9,371	21,29,214
4	Office Equipment	2,49,315	34,548	2,83,863
5	Building	12,43,355	3,29,997	15,73,352
	Total (1 to 5)	49,29,103	11,93,508	61,22,611
B Repairs & Maintenance				
Repair & Maintenance - Physical Facilities				
6	Building Repair & Maintenance	20,08,326	1,26,046	21,34,372
7	Car Running & Maintenance Exp.	5,40,480	33,921	5,74,401
8	Generator Repair & Maintenance	2,54,352	15,963	2,70,315
9	Computer Repair & Maint.	1,62,565	10,203	1,72,768
10	Equipment Repair	2,87,675	18,055	3,05,730
11	Electric Repair	3,74,776	23,522	3,98,298
12	Furniture Repair	2,19,547	13,779	2,33,326
13	House Keeping	23,26,970	1,46,044	24,73,014
14	Garden Maint.	54,404	3,415	57,819
15	Sewer Treatment Plant	9,54,906	59,931	10,14,837
Repair & Maintenance - Academic Facilities				
16	Electricity Charges	39,44,288	2,47,549	41,91,837
17	Staff Recruitment	17,863	1,121	18,984
18	Travelling and Local Convenance	10,51,819	66,014	11,17,833
19	Communication Expenses	10,96,285	68,805	11,65,090
20	Insurance	4,24,462	26,640	4,51,102
21	Printing & Stationery	1,48,744	9,335	1,58,079
22	Professional Fee	2,98,617	1,38,765	4,37,382
23	Training & Placement	1,57,453	9,882	1,67,335
24	Science Lab	1,37,506	8,630	1,46,136
25	Fee & Taxes	1,26,099	7,914	1,34,013
26	Visiting Faculty	57,927	10,000	67,927
27	Water Supply	2,94,925	18,510	3,13,435
28	Legal Expenses	2,15,437	13,521	2,28,958
29	Adm. & Counselling Expense	5,69,008	35,712	6,04,720
30	Interest Paid	60,32,846	3,78,630	64,11,476
31	Merit Scholarship	1,30,092	3,000	1,33,092
32	Examination Expenses	1,16,372	7,304	1,23,676
	Total (6 to 32)	2,20,03,744	15,02,211	2,35,05,955

S.N.	Account Head	As per Audit Report		
		Engineering	Others	TOTAL
a)	Salary Expenses	9,65,19,220	1,01,52,434	10,66,71,654
b)	Non Salary Expenses			
i)	Infrastructure Augmentation as above	49,29,103	11,93,508	61,22,611
ii)	Repair & Maintenance as above	2,20,03,744	15,02,211	2,35,05,955
iii)	Others	27,97,036	1,69,133	29,66,169
	Sub Total (i+ii+iii)	2,97,29,883	28,64,852	3,25,94,735
	Total (a+b)	12,62,49,103	1,30,17,286	13,92,66,389


Director
 The Technological Institute of Textile & Sciences
 BHIWANI



on no. 508377
 Udmr 22508377 AKTOR 27 1134

The Technological Institute of Textile & Sciences

A Shwani
 (Manager Accounts)

**Consolidated
Fund Allocation
2017-18**

P.K.Kedia & Associates
Chartered Accountants



101, Abhishesk Business Center,
D-248/10, Near Metro Station Gate No. 1
Laxmi Nagar, Delhi-110092
Phone No. +91 9810449379
Email: capawan9@gmail.com

TO WHOMSOEVER IT MAY CONCERN

This is to certify that the Infrastructure Augmentations and Repairs & Maintenance expenses incurred by the The Technological Institute of Textile and Science, Birla Colony, Bhiwani-127021, Haryana for the year 2017-18 are as below:

S.No.	Particulars	Amount ₹		
		Engineering	Others*	Total
1.	Infrastructure Augmentations (As per Annexure)	39,01,305.00	4,96,722.00	43,98,027.00
2.	Repair & Maintenance Physical and Academic Facilities (As per Annexure)	2,35,05,542.00	15,82,668.00	2,50,88,210.00


The certification is based on the information, documents, books of accounts, audited financial statement and records produces before me and is true and correct to the best of my knowledge and belief.

* Others expenses does not pertain to engineering. The same has been worked out on actual and proportionate basis.

For P.K.Kedia & Associates

Chartered Accountants

(Firm Registration No. 022269N)


CA Pawan Kumar Kedia
(Proprietor)
Membership No. 508375





Director
The Technological Institute of Textile & Sciences
BHIWANI

Place: New Delhi

Date: April 25, 2022

UDIN: 22508375 AH7PLB4274

The Technological Institute of Textile & Sciences


(Manager Accounts)


**Details of Infrastructure Augmentation and Repairs & Maintenance Expenses
for the year 2017-18**

S.N.	Account Head	As per Audit Report		
		Engineering	Others	TOTAL
		Amount (Rs.)		
A	Infrastructure Augmentation			
1	Computer	19,79,346	20,890	20,00,236
2	Furniture & Fixture	5,57,160	84,939	6,42,099
3	Plant & Machinery	5,46,736	8,800	5,55,536
4	Office Equipment	5,92,277	1,63,677	7,55,954
5	Building	2,25,786	44,640	2,70,426
6	Others	-	1,73,776	1,73,776
	Total (1to 6)	39,01,305	4,96,722	43,98,027

S.N.	Account Head	As per Audit Report		
		Engineering	Others	TOTAL
		Amount (Rs.)		
B	Repairs & Maintenance			
	Repair & Maintenance - Physical Facilities			
7	Building Repair & Maintenance	20,61,054	1,27,357	21,88,411
8	Car Running & Maintenance Exp.	8,23,518	50,887	8,74,405
9	Generator Repair & Maintenance	1,66,051	10,261	1,76,312
10	Computer Repair & Maint.	2,36,133	14,591	2,50,724
11	Equipment Repair	1,74,014	10,753	1,84,767
12	Electric Repair	5,36,618	33,159	5,69,777
13	Furniture Repair	96,867	5,986	1,02,853
14	House Keeping	27,71,390	1,71,250	29,42,640
15	Garden Maint.	55,730	3,444	59,174
16	Sewer Treatment Plant	9,08,740	56,153	9,64,893
	Repair & Maintenance - Academic Facilities			
17	Electricity Charges	31,90,390	1,97,140	33,87,530
18	Staff Recruitment	97,027	5,995	1,03,022
19	Travelling and Local Convenance	11,56,419	71,457	12,27,876
20	Communication Expenses	12,68,649	78,392	13,47,041
21	Insurance	4,35,167	26,890	4,62,057
22	Printing & Stationery	1,87,937	11,613	1,99,550
23	Professional Fee	3,23,952	1,40,018	4,63,970
24	Training & Placement	5,73,999	35,468	6,09,467
25	Science Lab	1,48,596	9,182	1,57,778
26	Fee & Taxes	2,88,367	17,819	3,06,186
27	Visiting Faculty	31,000	18,000	49,000
28	Water Supply	2,40,561	14,865	2,55,426
29	Legal Expenses	12,50,085	77,245	13,27,330
30	Adm. & Counselling Expense	18,08,528	1,11,752	19,20,280
31	Interest Paid	44,25,573	2,73,465	46,99,038
32	Merit Scholarship	95,000	-	95,000
33	Examination Expenses	1,54,176	9,527	1,63,703
	Total (7 to 33)	2,35,05,542	15,82,668	2,50,88,210

S.N.	Account Head	As per Audit Report		
		Engineering	Others	TOTAL
		Amount (Rs.)		
a)	Salary Expenses	8,99,57,823	1,05,54,840	10,05,12,663
b)	Non Salary Expenses			
i)	Infrastructure Augmentation as above	39,01,305	4,96,722	43,98,027
ii)	Repair & Maintenance as above	2,35,05,542	15,82,668	2,50,88,210
iii)	Others	30,78,379	2,23,982	33,02,361
	Sub Total (i+ii+iii)	3,04,85,226	23,03,372	3,27,88,598
	Total (a+b)	12,04,43,049	1,28,58,212	13,33,01,261


Director
 The Technological Institute of Textile & Sciences
 BHIWANI


 25/12/22 m.n. 508375
 udn-22508375 AH7PLB4274

The Technological Institute of Textile & Sciences

Ashwani
 (Manager Accounts)

**Consolidated
Fund Allocation
2018-19**

P.K.Kedia & Associates
Chartered Accountants



101, Abhishesk Business Center,
D-248/10, Near Metro Station Gate No. 1
Laxmi Nagar, Delhi-110092
Phone No. +91 9810449379
Email: capawan9@gmail.com

TO WHOMSOEVER IT MAY CONCERN

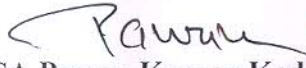
This is to certify that the Infrastructure Augmentations and Repairs & Maintenance expenses incurred by the The Technological Institute of Textile and Science, Birla Colony, Bhiwani-127021, Haryana for the year 2018-19 are as below:

S.No.	Particulars	Amount ₹		Total
		Engineering	Others*	
1.	Infrastructure Augmentations (As per Annexure)	53,59,357.00	18,92,963.00	72,52,320.00
2.	Repair & Maintenance Physical and Academic Facilities (As per Annexure)	2,42,88,948.00	17,01,011.00	2,59,89,959.00

The certification is based on the information, documents, books of accounts, audited financial statement and records produces before me and is true and correct to the best of my knowledge and belief.

* Others expenses does not pertain to engineering. The same has been worked out on actual and proportionate basis.

For P.K.Kedia & Associates
Chartered Accountants
(Firm Registration No. 022269N)


CA Pawan Kumar Kedia
(Proprietor)
Membership No. 508375





Director
The Technological Institute of Textile & Sciences
BHIWANI

Place: New Delhi
Date: April 25, 2022

UDIN: 22508375 AKT H H L 4072

The Technological Institute of Textile & Sciences


(Manager Accounts)

**Details of Infrastructure Augmentation and Repairs & Maintenance for the year
2018-19**

		Amount (Rs.)		
S.N.	Account Head	As per Audit Report		
		Engineering	Others	TOTAL
A	Infrastructure Augmentation			
1	Computer	12,66,043	3,28,179	15,94,222
2	Furniture & Fixture	36,90,608	1,00,612	37,91,220
3	Plant & Machinery	2,43,779	-	2,43,779
4	Office Equipment	1,35,277	69,572	2,04,849
5	Building	23,650	14,600	38,250
6	others	-	13,80,000	13,80,000
	Total (1 to 6)	53,59,357	18,92,963	72,52,320
B	Repairs & Maintenance			
	Repair & Maintenance - Physical Facilities			
7	Building Repair & Maintenance	18,32,987	1,15,041	19,48,028
8	Car Running & Maintenance Exp.	9,59,800	60,238	10,20,038
9	Generator Repair & Maintenance	3,70,822	23,273	3,94,095
10	Computer Repair & Maint.	1,06,865	6,707	1,13,572
11	Equipment Repair	1,11,757	7,014	1,18,771
12	Electric Repair	3,57,253	22,422	3,79,675
13	Furniture Repair	1,63,827	10,282	1,74,109
14	House Keeping	24,06,718	1,51,049	25,57,767
15	Garden Maint.	74,589	4,681	79,270
16	Sewer Treatment Plant	8,70,922	54,660	9,25,582
	Repair & Maintenance - Academic Facilities			
17	Electricity Charges	39,36,549	2,47,064	41,83,613
18	Staff Recruitment	15,337	963	16,300
19	Travelling and Local Convenance	7,93,411	49,796	8,43,207
20	Communication Expenses	11,33,167	71,119	12,04,286
21	Insurance	4,82,988	30,313	5,13,301
22	Printing & Stationery	1,41,854	8,903	1,50,757
23	Professional Fee	4,17,461	1,85,201	6,02,662
24	Training & Placement	10,54,995	66,213	11,21,208
25	Science Lab	1,49,580	9,388	1,58,968
26	Fee & Taxes	13,65,614	85,708	14,51,322
27	Visiting Faculty	1,00,420	29,300	1,29,720
28	Water Supply	3,21,232	20,161	3,41,393
29	Legal Expenses	8,34,285	52,361	8,86,646
30	Adm. & Counselling Expense	10,68,166	67,040	11,35,206
31	Interest Paid	38,46,981	2,41,442	40,88,423
32	Merit Scholarship	86,000	-	86,000
33	Examination Expenses	1,36,601	8,573	1,45,174
34	Platinum Jubilee Expenses	11,48,768	72,098	12,20,866
	Total (7 to 34)	2,42,88,948	17,01,011	2,59,89,959
S.N.	Account Head	As per Audit Report		
		Engineering	Others	TOTAL
a)	Salary Expenses	8,67,17,943	1,18,15,022	9,85,32,965
b)	Non Salary Expenses			
i)	Infrastructure Augmentation as above	53,59,357	18,92,963	72,52,320
ii)	Repair & Maintenance as above	2,42,88,948	17,01,011	2,59,89,959
iii)	Others	30,21,416	2,06,165	32,27,581
	Sub Total (i+ii+iii)	3,26,69,721	38,00,139	3,64,69,860
	Total (a+b)	11,93,87,664	1,56,15,161	13,50,02,825

**Consolidated
Fund Allocation
2019-20**

P.K.Kedia & Associates
Chartered Accountants



101, Abhishesk Business Center,
D-248/10, Near Metro Station Gate No. 1
Laxmi Nagar, Delhi-110092
Phone No. +91 9810449379
Email: capawan9@gmail.com

TO WHOMSOEVER IT MAY CONCERN


This is to certify that the Infrastructure Augmentations and Repairs & Maintenance expenses incurred by the The Technological Institute of Textile and Science, Birla Colony, Bhiwani-127021, Haryana for the year 2019-20 are as below:

S.No.	Particulars	Amount ₹		Total
		Engineering	Others*	
1.	Infrastructure Augmentations (As per Annexure)	53,55,683.00	18,27,286.00	71,82,969.00
2.	Repair & Maintenance Physical and Academic Facilities (As per Annexure)	2,28,42,385.00	19,39,326.00	2,47,81,711.00

The certification is based on the information, documents, books of accounts, audited financial statement and records produces before me and is true and correct to the best of my knowledge and belief.

* Others expenses does not pertain to engineering. The same has been worked out on actual and proportionate basis.

For P.K.Kedia & Associates
Chartered Accountants
(Firm Registration No. 022269N)


CA Pawan Kumar Kedia
(Proprietor)
Membership No. 508375





Director
The Technological Institute of Textile & Sciences
BHIWANI

Place: New Delhi
Date: April 25, 2022

UDIN: 22508375 ANTMGT4198

The Technological Institute of Textile & Sciences


(Manager Accounts)

**Details of Infrastructure Augmentation, Repairs & Maintenance for the year
2019-20**

S.N.	Account Head	As per Audit Report		
		Engineering	Others	TOTAL
		Amount (Rs.)		
A	Infrastructure Augmentation			
1	Computer	37,65,723	-	37,65,723
2	Furniture & Fixture	5,96,543	2,96,701	8,93,244
3	Plant & Machinery	7,02,765	9,000	7,11,765
4	Office Equipment	2,72,357	51,585	3,23,942
5	Building	18,295	-	18,295
6	Others	-	14,70,000	14,70,000
	Total (1 to 6)	53,55,683	18,27,286	71,82,969

S.N.	Account Head	As per Audit Report		
		Engineering	Others	TOTAL
		Amount (Rs.)		
B	Repairs & Maintenance			
	Repair & Maintenance - Physical Facilities			
7	Building Repair & Maintenance	16,13,419	1,04,541	17,17,960
8	Car Running & Maintenance Exp.	8,17,826	52,991	8,70,817
9	Generator Repair & Maintenance	3,48,940	22,610	3,71,550
10	Computer Repair & Maint.	4,08,364	26,460	4,34,824
11	Equipment Repair	2,16,893	14,054	2,30,947
12	Electric Repair	2,44,888	15,867	2,60,755
13	Furniture Repair	1,22,693	7,950	1,30,643
14	House Keeping	25,95,715	1,68,189	27,63,904
15	Garden Maint.	46,920	3,040	49,960
16	Sewer Treatment Plant	7,38,431	47,847	7,86,278
	Repair & Maintenance - Academic Facilities			
17	Electricity Charges	35,08,898	2,27,358	37,36,256
18	Staff Recruitment	1,65,425	10,719	1,76,144
19	Travelling and Local Convenance	11,10,255	71,939	11,82,194
20	Communication Expenses	7,34,539	47,594	7,82,133
21	Insurance	1,42,891	9,259	1,52,150
22	Printing & Stationery	1,53,794	9,965	1,63,759
23	Professional Fee	8,44,577	2,25,524	10,70,101
24	Training & Placement	6,97,704	45,208	7,42,912
25	Science Lab	64,728	4,194	68,922
26	Fee & Taxes	5,54,573	35,933	5,90,506
27	Visiting Faculty	99,390	17,000	1,16,390
28	Water Supply	5,05,392	32,747	5,38,139
29	Legal Expenses	9,95,481	64,502	10,59,983
30	Adm. & Counselling Expense	16,32,935	1,05,806	17,38,741
31	Interest Paid	37,97,110	2,46,033	40,43,143
32	Merit Scholarship	65,000	-	65,000
33	Examination Expenses	1,20,024	7,777	1,27,801
34	Meeting Seminar	97,469	6,315	1,03,784
35	Accreditation Fee	2,95,025	2,95,025	5,90,050
36	Faculty Development Expenses	40,895	8,850	49,745
37	Postage Expenses	62,190	4,030	66,220
	Total (7 to 37)	2,28,42,385	19,39,326	2,47,81,711

S.N.	Account Head	As per Audit Report		
		Engineering	Others	TOTAL
		Amount (Rs.)		
a)	Salary Expenses	8,92,17,796	1,25,43,001	10,17,60,797
b)	Non Salary Expenses			
i)	Infrastructure Augmentation as above	53,55,683	18,27,286	71,82,969
ii)	Repair & Maintenance as above	2,28,42,385	19,39,326	2,47,81,711
iii)	Others	24,02,837	1,61,603	25,64,440
	Sub Total (i+ii+iii)	3,06,00,905	39,28,215	3,45,29,120
	Total (a+b)	11,98,18,701	1,64,71,216	13,62,89,917

The Technological Institute of Textile & Sciences

Ashwary
(Manager Accounts)



22508377 AKMGT 4198


 Director
 The Technological Institute of Textile & Sciences
 BHIWANI

**Consolidated
Fund Allocation
2020-21**

P.K.Kedia & Associates
Chartered Accountants



101, Abhishesk Business Center,
D-248/10, Near Metro Station Gate No. 1
Laxmi Nagar, Delhi-110092
Phone No. +91 9810449379
Email: capawan9@gmail.com

TO WHOMSOEVER IT MAY CONCERN

This is to certify that the Infrastructure Augmentations and Repairs & Maintenance expenses incurred by the The Technological Institute of Textile and Science, Birla Colony, Bhiwani-127021, Haryana for the year 2020-21 are as below:

S.No.	Particulars	Amount ₹		
		Engineering	Others*	Total
1.	Infrastructure Augmentations (As per Annexure)	9,58,898.00	3,97,269.00	13,56,167.00
2.	Repair & Maintenance Physical and Academic Facilities (As per Annexure)	1,89,68,817.00	13,72,146.00	2,03,40,963.00

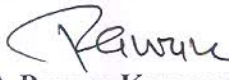
The certification is based on the information, documents, books of accounts, audited financial statement and records produces before me and is true and correct to the best of my knowledge and belief.

*Others expenses does not pertain to engineering. The same has been worked out on actual and proportionate basis.

For P.K.Kedia & Associates

Chartered Accountants

(Firm Registration No. 022269N)


CA Pawan Kumar Kedia
(Proprietor)
Membership No. 508375





Director
The Technological Institute of Textile & Sciences
BHIWANI

Place: New Delhi

Date: April 25, 2022

UDIN: 22508375 AHK WJ 1660

The Technological Institute of Textile & Sciences


(Manager Accounts)

**Details of Infrastructure Augmentation and Repairs & Maintenance for the year
2020-21**

Amount (Rs.)

S.N.	Account Head	As per Audit Report		
		Engineering	Others	TOTAL
A	Infrastructure Augmentation			
1	Computers	6,51,505	1,34,201	7,85,706
2	Plant & Machinery	75,144	-	75,144
3	Office Equipment	2,32,249	2,63,068	4,95,317
	Total (1 to 3)	9,58,898	3,97,269	13,56,167
B	Repairs & Maintenance			
	Repair & Maintenance - Physical Facilities			
4	Building Repair & Maintenance	6,43,801	44,298	6,88,099
5	Car Running & Maintenance Exp.	7,59,948	52,290	8,12,238
6	Generator Repair & Maintenance	4,80,145	33,037	5,13,182
7	Computer Repair & Maint.	3,18,986	21,949	3,40,935
8	Equipment Repair	18,413	1,267	19,680
9	Electric Repair	2,46,310	16,948	2,63,258
10	Furniture Repair	64,792	4,458	69,250
11	House Keeping	20,98,766	1,44,410	22,43,176
12	Garden Maint.	49,583	3,412	52,995
13	Sewer Treatment Plant	6,16,912	42,448	6,59,360
	Repair & Maintenance - Academic Facilities			
14	Electricity Charges	22,17,146	1,52,556	23,69,702
15	Staff Recruitment	3,78,164	26,020	4,04,184
16	Travelling and Local Convenance	1,49,540	10,289	1,59,829
17	Communication Expenses	8,35,431	57,484	8,92,915
18	Insurance	1,69,056	11,632	1,80,688
19	Printing & Stationery	1,16,288	8,002	1,24,290
20	Professional Fee	10,69,600	1,47,936	12,17,536
21	Training & Placement	5,99,702	41,264	6,40,966
22	Science Lab	3,579	246	3,825
23	Fee & Taxes	5,38,769	37,071	5,75,840
24	Water Supply	3,36,296	23,140	3,59,436
25	Legal Expenses	25,70,508	1,76,870	27,47,378
26	Adm. & Counselling Expense	4,26,653	29,357	4,56,010
27	Interest Paid	41,33,289	2,84,401	44,17,690
28	Merit Scholarship	96,000	-	96,000
29	Examination Expenses	19,766	1,360	21,126
30	Faculty Development Expenses	11,375	-	11,375
	Total (4 to 30)	1,89,68,817	13,72,146	2,03,40,963

S.N.	Account Head	As per Audit Report		
		Engineering	Others	TOTAL
a)	Salary Expenses	7,49,51,670	95,14,176	8,44,65,846
b)	Non Salary Expenses			
i)	Infrastructure Augmentation as above	9,58,898	3,97,269	13,56,167
ii)	Repair & Maintenance as above	1,89,68,817	13,72,146	2,03,40,963
iii)	Others	26,91,622	1,53,535	28,45,157
	Sub Total (i+ii+iii)	2,26,19,337	19,22,950	2,45,42,287
	Total (a+b)	9,75,71,008	1,14,37,125	10,90,08,133


 Director
 The Technological Institute of Textile & Sciences
 BHIWANI


 P. K. Kedia & Associates
 Chartered Accountants
 25/11/22
 mino 508375
 Udh - 22508375 AHTKWJ1660

Appendix – II

Audit Report

2016-17

THE TECHNOLOGICAL INSTITUTE OF TEXTILE & SCIENCES
REGD. OFFICE :- 9/1 R.N. MUKHERJEE ROAD, KOLKATA -700001

BALANCE SHEET AS AT 31ST MARCH 2017

31/03/2016 (Rs.)	(Rs.)	<u>LIABILITIES</u>	(Rs.)	31/03/2017 (Rs.)	31/03/2016 (Rs.)	(Rs.)	<u>ASSETS</u>	(Rs.)	31/03/2017 (Rs.)
		<u>RESERVES & SURPLUS</u>			32,37,08,753		<u>FIXED ASSETS</u>		32,43,84,196
		<u>Capital Reserve</u>					(As per 'Schedule A' attached)		
	91,21,842	(i) On Revaluation of Land As per last account		91,21,842			<u>CURRENT ASSETS, LOANS AND ADVANCES</u>		
		(ii) On Sale of Fixed Assets (being net excess of Sale proceeds over depreciated book value)					<u>Stock-in-Trade:</u>		
	11,67,80,639	As per last account		11,67,77,339		9,27,379	Stores, Spare parts etc.	9,22,277	
		Add: Additions during the year		17,47,025	7,74,500	(1,52,879)	Less: Provision for non-moving / obsolete	(1,52,879)	7,69,398
11,67,77,339	(3,300)	Less : Deletions during the year			7,180		Goods under Process		
			11,85,24,364		8,43,117	61,437	Waste		7,69,398
	50,52,556	(iii) On Acquisition of Land by Govt. Of Haryana		50,52,556			<u>Sundry Debtors</u>		
		Reserve against Govt. Grants & Subsidy towards Non-recurring Expenditure (Utilised as per contra)				9,69,938	(Considered Good except where otherwise stated)		3,34,819
	4,82,21,833	As per last account		4,92,51,402	7,89,678	(1,80,260)	Less: Provision for Doubtful/ Disputed Debts	(1,80,260)	1,54,559
	10,29,569	Add: Additions during the year					<u>Cash and Bank Balances</u>		
4,92,51,402		Less : Adjustment during the year		(7,21,587)			With Scheduled Banks:		
			4,85,29,815				In Fixed Deposit Account		
	5,53,301	Reserve against Donations towards Non-recurring Expenditure (Utilised as per Contra)		5,53,301			(Includes Receipts deposited Rs.4,25,000/- (Previous year Rs. 4,25,000/-) with Director, Technical Education Haryana, Chandigarh in the name of Registrar M.D. Univ., Rohtak and Receipts of Rs.1,62,40,390/- (Previous Year Rs. 1,51,67,893/-) pledged with bank for current account overdraft facility.)		15,83,10,201
	1,75,00,000	Reserve against Donations for Education Purposes		1,75,00,000			In Current Accounts		24,70,322
		<u>Depreciation Reserve</u>					In Post Office Saving Bank Account (Pass Book deposited with Market Committee, Bhiwani)		501
	23,02,04,059	As per last account		23,62,66,415			Cash & Stamps in hand (including cheque in hand of Rs. 63,990/-)	4,12,301	16,11,93,325
		Add: Depreciation on Fixed Assets during the year		75,66,888	14,40,48,641	23,09,585			
43,45,22,855	23,62,66,415	Less : Deletion during the year		(42,15,245)	43,88,99,936	501			
			23,96,18,058						
		<u>Closer Compensation Payment Reserve</u>							
	2,85,61,458	As per last account		3,90,66,509	14,66,18,194	2,59,467			
3,90,66,509		Add: Additions during the year		99,07,465	4,89,73,974				

Director,
**THE TECHNOLOGICAL INSTITUTE
OF TEXTILE & SCIENCES, BHIWANI**



31/03/2016 (Rs.)		LIABILITIES		31/03/2017 (Rs.)		31/03/2016 (Rs.)		ASSETS		31/03/2017 (Rs.)		
SECURED LOANS:												
From Uco Bank												
Cash Credit Account (Secured against equitable Mortgage of Land & Building at Bhiwani and Hypothecation of Stocks of Raw materials, Stores and spare parts, Stock-in-trade and in process, Book Debts & receivables)				56,03,461				LOANS AND ADVANCES (Considered good, except where otherwise stated)				
1,01,04,639								Advances against Purchase of Raw Material, Stores, Spares, Machineries etc.				18,000
From HDFC Bank												
Current Account Overdraft (Secured Against Fixed Deposits receipts)				56,67,132		625		Advance to Staff				625
From TATA Motors												
(Secured Against hypothecation of School Bus)				-		31,90,144		Advance to others				31,37,268
DEPOSITS												
Security Deposit from Agents				4,10,000				Balances with Central Excise Authorities				95,844
5,10,000								Security Deposits				38,38,950
Fixed Deposit from Employees				5,07,59,094				Fee & Other Amounts Receivable				43,13,616
5,83,21,138	5,11,27,934	71,93,204	Add: Interest Accrued on above	66,20,784	5,73,79,878			Income-Tax Deducted at Source				92,29,081
Deposit from Employees				97,762				Interest Accrued but not Due on Fixed Deposits				44,51,492
1,05,531	98,262	7,269	Add: Interest Accrued on above	12,839	1,10,601			Prepaid Expenses				5,92,601
Orphic Scholarship Fund				3,54,557				Due from Government Department pertaining to College (Net of Advance)				15,77,755
3,54,557	3,11,015	43,542	Add: Contribution during the year	46,092	4,00,649			2,72,55,232				
Less: Fund Utilised				-								
N.M.Jain Scholarship Fund				6,690								
6,690	6,690	937	Add: Contribution during the year	870	6,690							
Less: Fund Utilised				(870)								
Other Fund - contribution from Employee				2,10,680								
2,10,340												
6,00,09,467	5,01,211			4,97,011	5,90,15,509	2,71,10,277	17,56,083					
CURRENT LIABILITIES AND PROVISIONS												
Sundry Creditors for Goods, Expenses etc. (Including Provisions)				4,20,96,799								
5,32,46,778												
Other Liabilities				47,12,428								
43,26,201												
Provision for Income Tax				9,03,998								
9,03,998												
Provision for Gratuity				9,90,16,173								
9,32,59,471												


Director,
THE TECHNOLOGICAL INSTITUTE
OF TEXTILE & SCIENCES, BHIWANI



31/03/2016		LIABILITIES		31/03/2017	31/03/2016	ASSETS		31/03/2017
(Rs.)	(Rs.)	(Rs.)	(Rs.)	(Rs.)	(Rs.)	(Rs.)	(Rs.)	(Rs.)
	96,54,524	Provision for Leave Encashment	1,05,93,351			INCOME & EXPENDITURE ACCOUNT		
	2,22,22,807	Sundry Credit Balances pertaining to the College and School	2,57,50,394		27,24,76,200	As per last Account		25,29,95,943
19,49,65,579	1,13,51,800	Refundable Deposits & Caution Money from Students (including ex-student)	1,16,50,800	19,47,23,943	25,29,95,943	Less: Excess of Income over Expenses as per attached Income & Expenditure Account	(1,38,68,698)	23,91,27,245
<u>75,20,65,962</u>				<u>75,28,83,955</u>	<u>75,20,65,962</u>			<u>75,28,83,955</u>

Notes on Accounts - As per Schedule 'B' annexed
Notes & Schedules Form an Intregal part of Accounts

In the terms of our Report of even date

For KOTHARI & COMPANY
Chartered Accountants
ICAI Reg. No. 301178-E



Manaswy Kothari

(Manaswy Kothari)
Partner
Membership No. 64601

Place : Kolkata
Dated :

28 AUG 2017

For The Technological Institute of Textile & Sciences

[Signature]

Chairman

[Signature]

Member
Managing Committee

[Signature]

Hon. Secretary

[Signature]
Director,
THE TECHNOLOGICAL INSTITUTE
OF TEXTILE & SCIENCES, BIRSA

THE TECHNOLOGICAL INSTITUTE OF TEXTILE & SCIENCES
REGD. OFFICE :- 9/1 R.N. MUKHERJEE ROAD, KOLKATA - 700001

Schedule 'A' of Fixed Assets attached to and forming part of the Society's Balance Sheet As on 31.03.2017

Description of Assets	Cost/Book Value as at 01/04/2016		Additions /Adjustments during the year		Deductions and/or Adjustments during the year		Balance as at 31/03/2017			Balance as at 31/3/2016		
	Against Govt.Grant/ Subsidies / Donations	Others	Against Govt.Grant/ Subsidies / Donations	Others	Against Govt.Grant/ Subsidies / Donations	Others	Against Govt.Grant/ Subsidies / Donations	Others	Total	Against Govt.Grant/ Subsidies / Donations	Others	Total
	(Rs.)	(Rs.)	(Rs.)	(Rs.)	(Rs.)	(Rs.)	(Rs.)	(Rs.)	(Rs.)	(Rs.)	(Rs.)	(Rs.)
Land	-	91,93,334	-	-	-	-	-	91,93,334	91,93,334	-	91,93,334	91,93,334
Plant & Machinery ③	4,12,05,186	11,02,58,309	-	21,29,214	2,00,447	33,91,606	4,10,04,739	10,89,95,917	15,00,00,656	4,12,05,186	11,02,58,309	15,14,63,495
Buildings ⑤	13,50,284	8,04,98,187	-	15,73,352	-	1,61,206	13,50,284	8,19,10,333	8,32,60,617	13,50,284	8,04,98,187	8,18,48,471
Furniture & Fixtures ②	3,33,115	2,66,00,067	-	15,75,556	-	-	3,33,115	2,81,75,623	2,85,08,738	3,33,115	2,66,00,067	2,69,33,182
Vehicles	6,50,872	40,61,174	-	-	6,50,872	86,655	-	39,74,519	39,74,519	6,50,872	40,61,174	47,12,046
Office Equipments ④	9,47,122	33,74,632	-	2,83,863	-	-	9,47,122	36,58,495	46,05,617	9,47,122	33,74,632	43,21,754
Water Pipe Line	-	67,415	-	-	-	-	-	67,415	67,415	-	67,415	67,415
Tube Well	-	1,16,558	-	-	-	-	-	1,16,558	1,16,558	-	1,16,558	1,16,558
Computer ①	54,47,856	3,86,48,260	-	5,60,626	-	-	54,47,856	3,92,08,886	4,46,56,742	54,47,856	3,86,48,260	4,40,96,116
Capital Work- in- progress	-	9,56,382	-	-	-	9,56,382	-	-	-	-	9,56,382	9,56,382
Total	4,99,34,435	27,37,74,318	-	61,22,611	8,51,319	45,95,849	4,90,83,116	27,53,01,080	32,43,84,196	4,99,34,435	27,37,74,318	32,37,08,753
Previous Year	4,89,04,866	26,67,14,858	10,29,569	84,96,096	-	14,36,636	4,99,34,435	27,37,74,318	32,37,08,753	4,89,04,866	26,67,14,858	31,56,19,724

In the terms of our Report of even date

For KOTHARI & COMPANY
Chartered Accountants
ICAI Reg. No. 301178-E

M. Kothari
(Manaswy Kothari)
Partner
Membership No. 64601

Place : Kolkata
Dated :

28 AUG 2017



For The Technological Institute of Textile & Sciences

[Signature] Chairman
[Signature] Member Managing Committee
[Signature] Hon. Secretary

Director,
THE TECHNOLOGICAL INSTITUTE
OF TEXTILE & SCIENCES, BHOWANI

INCOME & EXPENDITURE ACCOUNT FOR THE YEAR ENDED 31ST MARCH 2017

31/03/2016 (Rs.)	(Rs.)	<u>EXPENDITURE</u>	(Rs.)	31/03/2017 (Rs.)	31/03/2016 (Rs.)	(Rs.)	<u>INCOME</u>	(Rs.)	31/03/2017 (Rs.)
		To Opening Stock					By Sales		
	61,437	Waste		7,180			Finished Goods		
68,617	<u>7,180</u>	Goods under process	<u>7,180</u>				Sale of Waste	23,77,669	
								<u>23,77,669</u>	
7,51,602		To Power, Fuel and Canal Water		5,91,041	92,892		Less: Excise Duty		23,77,669
		To <u>Payments to and Provisions for Employees</u>							
	34,78,756	Salary, Wages, Bonus and Ex-gratia	19,91,140				By <u>Closing Stock</u>		
		Contribution to Provident and Family Pension Funds and Employees State Insurance	2,09,641		68,617	61,437	Waste		
	3,95,209					<u>7,180</u>	Goods under process		
	7,07,249	Gratuity	10,24,049						
46,87,364	<u>1,06,150</u>	Employees' Welfare Expenses	<u>55,042</u>	32,79,872					
		To Telephone, Telegram and Postage					By Rent & Accommodation Charges	2,89,978	
22,676		To Rates and Taxes		81,642	2,60,488	<u>(41,440)</u>	Less: Paid	<u>(41,440)</u>	2,48,538
		To Insurance		1,92,751					
1,60,473		To Electricity					By Electricity Charges received	5,46,323	
	19,21,090	Less: Realised					Less: Paid	<u>(5,45,674)</u>	649
60,190	<u>(18,60,900)</u>								
		To Traveling and Conveyance		25,783			By Unclaimed Balances and Unspent Liabilities Written Back		5,91,209
3,39,751					93,047				
							By College Fees		12,29,00,421
					11,94,54,196				
							By Grants for School (On cash basis)		1,76,71,279
					75,88,992		By Kinder Garten Fees		17,30,775
					16,35,685		By Fees for Educational Activities		2,68,76,834
					2,73,07,261				

Director,
**THE TECHNOLOGICAL INSTITUTE
OF TEXTILE & SCIENCES, BHIWANI**



31/03/2016
(Rs.)

EXPENDITURE

(Rs.)

31/03/2017
(Rs.)31/03/2016
(Rs.)


(Rs.)

INCOME

(Rs.)

31/03/2017
(Rs.)

31/03/2016 (Rs.)	EXPENDITURE (Rs.)	31/03/2017 (Rs.)	31/03/2016 (Rs.)	INCOME (Rs.)	31/03/2017 (Rs.)
2,328	To Bank Charges		29,300	By Sample Development & Testing Charges	
4,52,555	To Interest Paid	2,50,208	1,28,467	By Miscellaneous Receipts	1,064
	To College Expenses				
7,58,53,004	Salary, Wages and Leave encashment	8,30,51,419	19,83,853	By Interest Received	20,36,850
1,26,26,234	Gratuity	1,15,59,965			
	Contribution to Provident Fund, Family Pension Funds & ESI	1,00,26,244			
19,88,324	Employees Welfare Expenses	20,34,026	3,46,17,612	By Income from Technical & Consultancy Services (Net)	2,04,83,975
21,36,259	House Keeping (13)	24,73,014			
74,79,691	(30) Interest Paid	64,11,476			
19,43,507	Building Repair & Maintenance (6)	21,34,372			
45,34,157	Electricity & Fuel (16)	41,91,837			
26,320	Generator Expenses (8)	2,70,315	8,34,289	By Insurance Claim	2,28,800
16,258	Staff Recruitment Expenses (17)	18,984			
9,05,441	Traveling and Conveyance Expenses (18)	11,17,833	60,280	By Income from Infrastructure Utilization	28,333
15,67,620	Communication Expenses (19)	11,65,090			
2,99,201	Library Expenses	2,88,940			
65,285	Newspaper & Journals	95,285			
6,27,669	Car Running & maintenance Expenses (7)	5,74,401			
1,07,742	Computer Expenses (9)	1,72,768			
2,52,800	Equipment Repair (10)	3,05,730			
2,82,176	(11) Electric Repair	3,98,298			
3,48,338	Insurance (20)	4,51,102			
1,51,319	Printing & Stationery (21)	1,58,079			
2,65,185	Professional Fees (22)	4,37,382			
4,08,159	Training & Placement (23)	1,67,335			
1,36,136	College Visitors	1,34,494			
59,460	Science Lab (24)	1,46,136			
93,405	(25) Fees & Taxes	1,34,013			
2,000	Expenditure on visiting Faculty including remuneration	67,927			
4,98,824	(23) Water Supply	3,13,435			
1,91,007	Furniture Repair (12)	2,33,326			
10,86,667	Sewerage Treatment Plant Expenses (15)	10,14,837			
4,24,141	(29) Counselling / Admission Expenses	6,04,720			
1,44,706	(32) Examination Expenses	1,23,676			
90,211	Garden Maintenance (14)	57,819			
8,22,121	Legal Expenses (28)	2,28,958			
78,000	(31) Merit Scholarship	1,33,092			
12,63,32,599	Other Expenses	24,47,450	13,31,43,778		


Director,
THE TECHNOLOGICAL INSTITUTE
OF TEXTILE & SCIENCES, BHIWANI



31/03/2016
(Rs.)

EXPENDITURE

31/03/2017
(Rs.)

31/03/2016
(Rs.)

INCOME

7
(Rs.)

31/03/2017
(Rs.)

31/03/2016 (Rs.)		EXPENDITURE (Rs.)		31/03/2017 (Rs.)		31/03/2016 (Rs.)		INCOME (Rs.)		31/03/2017 (Rs.)	
		To	School Expenses								
2,23,74,203			Salary & Wages	2,33,57,110							
17,51,943			Gratuity	29,76,799							
17,26,523			Contribution to Provident Fund & ESI	19,66,475							
4,84,073			Employees Welfare Expenses	4,69,286							
1,65,355			Building Repair & Maintenance	5,07,185							
18,03,382			Electricity	15,23,512							
14,835			Computer Expenses	12,401							
2,375			Books	12,759							
42,340			Fees & Taxes	45,590							
1,12,022			School Fee Refund	-							
16,33,672			Interest Paid	15,43,836							
6,91,233			Functions	7,52,322							
1,12,301			Insurance	1,34,441							
1,59,215			Printing & Stationery	1,74,473							
50,482			Travelling Expenses	1,19,194							
3,19,54,434	8,30,477		Other Expenses	11,23,480	3,47,18,863						
11,96,315		To	Kinder Garten Expenses		14,23,929						
8,98,150		To	Miscellaneous Expenses		25,763						
74,95,692		To	Depreciation		75,66,888						
1,52,879.00		To	Provision for Non-moving / obsolete store								
		To	Balance being excess of Income over Expenditure transferred to Balance Sheet		1,38,68,698						
19,41,54,979		Total		19,51,76,396	19,41,54,979	Total		19,51,76,396			

For KOTHARI & COMPANY
Chartered Accountants
ICAI Reg. No. 301178-E

M. Kothari
(Manaswy Kothari)
Partner
Membership No. 64604

Dated : 28 AUG 2017

For The Technological Institute of Textile & Sciences

Tom
Chairman
Director,
THE TECHNOLOGICAL INSTITUTE
OF TEXTILE & SCIENCES, BHIWANI

J. Sogri
Member
Managing Committee

[Signature]
Hon. Secretary

Audit Report

2017-18

THE TECHNOLOGICAL INSTITUTE OF TEXTILE & SCIENCES
REGD. OFFICE :- 9/1 R.N. MUKHERJEE ROAD, KOLKATA - 700001

BALANCE SHEET AS AT 31ST MARCH 2016

<u>31/03/2017</u>		<u>LIABILITIES</u>	<u>31/03/2018</u>		<u>31/03/2017</u>		<u>ASSETS</u>	<u>31/03/2018</u>	
(Rs.)	(Rs.)		(Rs.)	(Rs.)	(Rs.)	(Rs.)		(Rs.)	(Rs.)
		RESERVES & SURPLUS			32,43,84,196		FIXED ASSETS		32,87,62,223
		<u>Capital Reserve</u>					(As per 'Schedule A' attached)		
91,21,842		(i) On Revaluation of Land As per last account	91,21,842				CURRENT ASSETS, LOANS AND ADVANCES		
		(ii) On Sale of Fixed Assets (being net excess of Sale proceeds over depreciated book value)			7,69,398	9,22,277 (1,52,879)	<u>Stocks</u>		
11,67,77,339		As per last account	11,85,24,364				Consumable Stores, Spare parts etc.	8,10,413	
17,47,025		Add: Additions during the year	-				Less: Provision for non-moving / obsolete	(1,52,879)	6,57,534
11,85,24,364		Less: Deletions during the year	-	11,85,24,364					
50,52,556		(iii) On Acquisition of Land by Govt. Of Haryana	50,52,556				<u>Sundry Debtors</u>		
		Reserve against Govt. Grants & Subsidy towards Non-recurring <u>Expenditure (Utilised as per contra)</u>				1,80,260	(Considered Good except where otherwise stated)	1,80,260	
4,92,51,402		As per last account	4,85,29,815			(1,80,260)	Less: Provision for Doubtful Disputed Debts	(1,80,260)	
4,85,29,815	(7,21,587)	Add: Additions during the year	-	4,85,29,815			<u>Cash and Bank Balances</u>		
		Less: Adjustment during the year	-				With Scheduled Banks:		
		Reserve against Donations towards Non-recurring <u>Expenditure (Utilised as per Contra)</u>					In Fixed Deposit Account		
5,53,301		As per last account	5,53,301				(Includes Receipts deposited Rs. 4,25,000/- (Previous year Rs. 4,25,000/-) with Director, Technical Education Haryana, Chandigarh in the name of Registrar M.D. Univ., Rohtak and Receipts of Rs. 1,73,25,363/- (Previous Year Rs. 1,62,40,390/-) pledged with bank for current account overdraft facility.)	18,51,05,463	
1,75,00,000		Reserve against Donations for <u>Education Purposes</u>					In Current Accounts	13,92,860	
		As per last account	1,75,00,000				In Post Office Saving Bank Account (Pass Book deposited with Market Committee, Bhiwani)	501	
		<u>Depreciation Reserve</u>				15,83,10,201	Cash & Stamps in hand	1,33,950	18,66,32,774
23,62,66,415		As per last account	23,96,18,058			24,70,322			
75,66,888		Add: Depreciation on Fixed Assets during the year:	77,27,516			501			
43,88,99,936	23,96,18,058	(42,15,245) Less: Deletion during the year	24,73,45,574	44,66,27,452					
					16,11,93,325	4,12,301			


Director,
THE TECHNOLOGICAL INSTITUTE
OF TEXTILE & SCIENCES, BHIWANI

31/03/2017		LIABILITIES		31/03/2018		31/03/2017		ASSETS		31/03/2018	
(Rs.)	(Rs.)	(Rs.)	(Rs.)	(Rs.)	(Rs.)	(Rs.)	(Rs.)	(Rs.)	(Rs.)	(Rs.)	(Rs.)
			Closer Compensation Payment Reserve								
			As per last account	4,89,73,974							
4,89,73,974		99,07,465	Add: Additions during the year	96,47,072	5,86,21,046						
			SECURED LOANS:						LOANS AND ADVANCES		
			From Uco Bank						(Considered good, except where otherwise stated)		
			Cash Credit Account (Secured against equitable Mortgage of Land & Building at Bhiwani and Hypothecation of Stocks of Raw materials, Stores and spare parts, Stock-in-trade and in process, Book Debts & receivables)	48,98,424			18,000	Advances against Purchase of Consumable Stores, Spares etc		55,357	
56,03,461							625	Advance to Staff		19,775	
			From HDFC Bank				31,37,268	Advance to others		3,07,460	
56,67,132			Current Account Overdraft (Secured Against Fixed Deposits receipts)	8,95,162			95,844	Balances with Central Excise Authorities			
							38,38,950	Security Deposits		19,72,427	
			DEPOSITS				44,88,175	Fee & Other Amounts Receivable		69,57,945	
	4,10,000		Security Deposit from Agents	25,000			92,29,081	Income-Tax Deducted at Source		1,33,90,011	
		5,07,59,094	Fixed Deposit from Employees	4,81,03,573			44,51,492	Interest Accrued but not Due on Fixed Deposits		41,55,436	
5,72,79,878		66,20,784	Add: Interest Accrued on above	53,70,859	5,34,74,432		5,92,601	Prepaid Expenses		4,89,660	
		97,782	Deposit from Employees	1,09,760				Due from Government Department pertaining to College		4,60,060	3,03,08,431
1,10,601		12,839	Add: Interest Accrued on above	12,074	1,21,834		2,74,09,791				
		3,54,557	Orphic Scholarship Fund	4,08,549			15,77,755				
		46,092	Add: Contribution during the year	44,071							
4,00,649			Less: Fund Utilised	4,44,720							
		6,690	N.M.Jain Scholarship Fund	6,690							
		870	Add: Contribution during the year	736							
6,690		(670)	Less: Fund Utilised	(736)	6,690						
	2,10,680		Other Fund - contribution from Employee	2,07,960							
5,90,15,509	4,97,011		From Contractors & Others	5,22,811	5,48,03,447						


Director,
THE TECHNOLOGICAL INSTITUTE
OF TEXTILE & SCIENCES, BHIWANI

31/03/2017		LIABILITIES		31/03/2018		31/03/2017		ASSETS		31/03/2018	
(Rs.)	(Rs.)		(Rs.)	(Rs.)	(Rs.)	(Rs.)	(Rs.)		(Rs.)	(Rs.)	(Rs.)
		<u>CURRENT LIABILITIES AND PROVISIONS</u>									
4,20,96,799		Sundry Creditors for Goods Expenses etc. (Including Provisions)	4,79,55,407								
47,12,428		Other Liabilities	65,78,543								
9,03,988		Provision for Income Tax	9,03,998								
9,90,16,173		Provision for Gratuity	8,43,38,528								
1,05,93,351		Provision for Leave Encashment	99,58,804			25,29,95,943					
2,57,50,394		Sundry Credit Balances pertaining to the College and School	2,60,36,800								
<u>19,47,23,943</u>	<u>1,16,50,800</u>	Refundable Deposits & Caution Money from Students (including ex-student)	<u>1,07,36,800</u>	<u>18,65,08,880</u>		<u>23,91,27,245</u>	<u>(1,38,68,698)</u>				
								<u>INCOME & EXPENDITURE ACCOUNT</u>			
								As per last Account		23,91,27,245	
								Less: Excess of Income over Expenses as per attached Income & Expenditure Account		<u>(3,31,53,795)</u>	20,59,73,449
<u>75,28,83,955</u>				<u>75,23,54,411</u>		<u>75,28,83,955</u>					<u>75,23,54,411</u>

Notes on Accounts - As per Schedule 'B' annexed
Notes & Schedules Form an integral part of Accounts

In the terms of our Report of even date

For KOTHARI & COMPANY
Chartered Accountants
ICAI Reg. No. 301178-E

M Kothari
(Manaswy Kothari)
Partner
Membership No. 64601

Place: Kolkata
Dated: 2nd August 2018

For The Technological Institute of Textile & Sciences

Chairman
Member Managing Committee
Hon Secretary

Director,
THE TECHNOLOGICAL INSTITUTE
OF TEXTILE & SCIENCES, BHIWANI

THE TECHNOLOGICAL INSTITUTE OF TEXTILE & SCIENCES
REGD. OFFICE :- 9/1 R. N. MUKHERJEE ROAD, KOLKATA -700001

Schedule 'A' of Fixed Assets attached to and forming part of the Society's Balance Sheet As on 31.03.2018

Description of Assets	Cost/Book Value as at 01/04/2017		Additions /Adjustments during the year		Deductions and/or Adjustments during the year		Balance as at 31/03/2018			Balance as at 31/3/2017		
	Against Govt. Grant/ Subsidies / Donations	Others	Against Govt. Grant/ Subsidies / Donations	Others	Against Govt. Grant/ Subsidies / Donations	Others	Against Govt. Grant/ Subsidies / Donations	Others	Total	Against Govt. Grant/ Subsidies / Donations	Others	Total
	(Rs.)	(Rs.)	(Rs.)	(Rs.)	(Rs.)	(Rs.)	(Rs.)	(Rs.)	(Rs.)	(Rs.)	(Rs.)	(Rs.)
Land	-	91,93,334	-	-	-	-	-	91,93,334	91,93,334	-	91,93,334	91,93,334
Plant & Machinery (3)	4,10,04,739	10,89,95,917	-	5,55,536	-	-	4,10,04,739	10,95,51,453	15,05,56,192	4,10,04,739	10,89,95,917	15,00,00,656
Buildings (5)	13,50,284	8,19,10,333	-	2,70,426	-	-	13,50,284	8,21,80,759	8,35,31,043	13,50,284	8,19,10,333	8,32,60,617
Furniture & Fixtures (2)	3,33,115	2,81,75,623	-	6,42,099	-	-	3,33,115	2,88,17,722	2,91,50,837	3,33,115	2,81,75,623	2,85,08,738
Vehicles	-	39,74,519	-	-	-	-	-	39,74,519	39,74,519	-	39,74,519	39,74,519
Office Equipments (4)	9,47,122	36,58,495	-	7,55,954	-	-	9,47,122	44,14,449	53,61,571	9,47,122	36,58,495	46,05,617
Water Pipe Line	-	67,415	-	-	-	-	-	67,415	67,415	-	67,415	67,415
Tube Well	-	1,16,558	-	-	-	-	-	1,16,558	1,16,558	-	1,16,558	1,16,558
Computer (1)	54,47,856	3,92,08,886	-	20,00,236	-	-	54,47,856	4,12,09,122	4,66,56,978	54,47,856	3,92,08,886	4,46,56,742
Capital Work- in- progress (6)	-	-	-	1,73,776	-	-	-	1,73,776	1,73,776	-	-	-
Total	4,90,83,116	27,53,01,080	-	43,98,027	-	-	4,90,83,116	27,96,99,107	32,87,82,223	4,90,83,116	27,53,01,080	32,43,84,196
Previous Year	4,99,34,435	27,37,74,318	-	61,22,611	8,51,319	45,95,849	4,90,83,116	27,53,01,080	32,43,84,196	4,99,34,435	27,37,74,318	32,37,08,753

In the terms of our Report of even date

For KOTHARI & COMPANY
Chartered Accountants
ICAI Reg. No. 301178-E

M. Kothari

(Manaswy Kothari)
Partner
Membership No. 64601

Place : Kolkata
Dated : 2nd August 2018

For The Technological Institute of Textile & Sciences

[Signature]
Chairman

[Signature]
Member
Managing Committee

[Signature]
Hon. Secretary

[Signature]
Director,
THE TECHNOLOGICAL INSTITUTE
OF TEXTILE & SCIENCES, BHIWANI


INCOME & EXPENDITURE ACCOUNT FOR THE YEAR ENDED 31ST MARCH 2018

<u>31/03/2017</u> (Rs.)		<u>EXPENDITURE</u>	(Rs.)	<u>31/03/2018</u> (Rs.)	<u>31/03/2017</u> (Rs.)		<u>INCOME</u>	(Rs.)	<u>31/03/2018</u> (Rs.)
		To Opening Stock					By Sales		
		Waste					Finished Goods		
7,180	7,180	Goods under process					Sale of Waste	6,47,306	
							Less: Excise Duty	-	6,47,306
					23,77,669				
5,91,041		To Power and Fuel Expenses		5,51,747	23,77,669				
		To <u>Payments to and Provisions</u> <u>for Employees</u>			12,29,00,421		By College Fees		12,61,06,092
	19,91,140	Salary, Wages, Bonus and Ex-gratia	20,77,769						
	2,09,641	Contribution to Provident and Family Pension Funds and Employees State Insurance	1,50,605		2,48,538	2,89,978	By Rent & Accommodation Charges	3,25,313	
	10,24,049	Gratuity	28,42,236			(41,440)	Less: Paid	(41,440)	2,83,873
32,79,872	55,042	Employees' Welfare Expenses	11,658	50,82,268	649	5,46,323	By Electricity Charges received	1,43,258	
						(5,45,674)	Less: Paid	(1,01,724)	41,534
81,642		To Rates and Taxes		1,31,190					
1,92,751		To Insurance		1,82,309	1,76,71,279		By Grants for School (On cash basis)		82,44,963
2,50,208		To Interest Paid		2,13,722	17,30,775		By Kinder Garten Fees		20,66,030
25,783		To Travelling and Conveyance		-	2,68,76,834		By Fees for Educational Activities		2,70,97,997
					2,04,83,975		By Income from Technical & Consultancy Services (Net)		3,00,00,000

Director,
**THE TECHNOLOGICAL INSTITUTE
OF TEXTILE & SCIENCES, BHIWANI**



31/03/2017 (Rs.)		EXPENDITURE	31/03/2018 (Rs.)	31/03/2017 (Rs.)		INCOME	31/03/2018 (Rs.)
8,30,51,419		To College Expenses					
1,15,59,965		Salary, Wages and Leave encashment	8,16,07,948				
		Gratuity	64,57,916	1,064	By	Miscellaneous Receipts	47,662
1,00,26,244		Contribution to Provident Fund, Family Pension Funds & ESI	1,04,85,466				
20,34,026		Employees Welfare Expenses	19,61,333				
24,73,014		House Keeping (14)	29,42,640				
64,11,476		Interest Paid (31)	46,99,038	20,36,850	By	Interest Received	20,04,429
21,34,372		Building Repair & Maintenance (7)	21,88,411				
41,91,837		(17) Electricity & Fuel	33,87,530				
2,70,315		Generator Expenses (9)	1,76,312				
18,984		Staff Recruitment Expenses (18)	1,03,022	5,91,209	By	Unclaimed Balances and Unspent Liabilities Written Back	3,72,839
11,17,833		Travelling and Conveyance Expenses (19)	12,27,876				
11,65,090		Communication Expenses (20)	13,47,041				
2,88,940		Library Expenses	2,02,860				
95,285		Newspaper & Journals	1,49,282	2,28,800	By	Insurance Claim	-
5,74,401		Car Running & maintenance Expenses (8)	8,74,405				
1,72,768		Computer Expenses (10)	2,50,724	28,333	By	Income from Infrastructure Utilization	-
3,05,730		Equipment Repair (11)	1,84,767				
3,98,298		Electric Repair (12)	5,69,777				
4,51,102		Insurance (21)	4,62,057		By	Sample Development & Testing Charges	1,900
1,58,079		Printing & Stationery (22)	1,99,550				
4,37,382		(23) Professional Fees	4,63,970		By	Financial Assistance for Educational Purposes	25,00,000
1,67,335		Training & Placement (24)	6,09,467				
1,34,494		College Visitors	1,30,500				
1,48,136		Science Lab (25)	1,57,778		By	Gratuity Provision written back	1,46,77,645
1,34,013		(26) Fees & Taxes	3,06,186				
67,927		Expenditure on visiting Faculty including remuneration (27)	49,000		By	Leave Provision written back	6,34,547
3,13,435		(28) Water Supply	2,55,426				
2,33,326		Furniture Repair (13)	1,02,853				
10,14,837		Sewerage Treatment Plant Expenses (16)	9,64,893				
6,04,720		Counselling / Admission Expenses (30)	19,20,280				
1,23,676		(33) Examination Expenses	1,63,703				
57,819		Garden Maintenance (15)	59,174				
2,28,958		Legal Expenses (29)	13,27,330				
1,33,092		Merit Scholarship (32)	95,000				
13,31,43,778	24,47,450	Other Expenses	28,19,719	12,89,03,234			
75,66,888		To Depreciation	77,27,516				
		Sundry Balances Adjusted	65,423				


Director,
THE TECHNOLOGICAL INSTITUTE
OF TEXTILE & SCIENCES, BHIWANI



31/03/2017		EXPENDITURE	31/03/2018	31/03/2017		INCOME	31/03/2018
(Rs.)	(Rs.)		(Rs.)	(Rs.)	(Rs.)		(Rs.)
		To <u>School Expenses</u>					
2,33,57,110		Salary & Wages	2,58,34,416				
29,76,799		Gratuity	27,07,406				
19,66,475		Contribution to Provident Fund & ESI	22,76,499				
4,69,236		Employees Welfare Expenses	4,43,775				
5,07,185		Building Repair & Maintenance	5,74,522				
15,23,512		Electricity & Fuel	14,14,014				
12,401		Computer Expenses	10,677				
12,759		Books	-				
45,590		Fees & Taxes	45,590				
15,43,836		Interest Paid	12,81,785				
7,52,322		Functions	7,80,599				
1,34,441		Insurance	1,56,980				
1,74,473		Printing & Stationery	2,79,477				
1,19,194		Travelling Expenses	1,53,714				
12,864		Garden Maintenance	41,095				
1,53,864		Examination Expenses	84,932				
94,865		Electric Repair	78,585				
99,475		Legal Expenses	77,880				
6,421		Furniture Repair	48,023				
3,47,18,863	7,55,991	Other Expenses	6,79,590	3,70,69,559			
14,23,929		To Kinder Garten Expenses	16,42,965				
25,763		To Miscellaneous Expenses	3,088				
1,38,68,698		To Balance being excess of Income over Expenditure transferred to Balance Sheet	3,31,53,796				
<u>19,51,76,396</u>		Total	<u>21,47,26,817</u>	<u>19,51,76,396</u>		Total	<u>21,47,26,817</u>

For KOTHARI & COMPANY
Chartered Accountants
ICAI Reg. No. 301173-E

Manaswy Kothari

(Manaswy Kothari)
Partner
Membership No. 64601

Dated : 2nd August 2018

For The Technological Institute of Textile & Sciences

John
Director,

**THE TECHNOLOGICAL INSTITUTE
OF TEXTILE & SCIENCES, BHIVANI**

[Signature]
Chairman

[Signature]
Member
Managing Committee

[Signature]
Hon. Secretary

Audit Report

2018-19

BALANCE SHEET AS AT 31st MARCH 2019

31/03/2018			31/03/2019			31/03/2018			31/03/2019			
(Rs.)	(Rs.)		(Rs.)	(Rs.)		(Rs.)	(Rs.)		(Rs.)	(Rs.)		
<u>LIABILITIES</u>						<u>ASSETS</u>						
RESERVES & SURPLUS						328,782,223	FIXED ASSETS					
<u>Capital Reserve</u>						(As per 'Schedule A' attached)						
		(i) On Revaluation of Land As per last account			9,121,842	CURRENT ASSETS, LOANS AND ADVANCES						
	9,121,842			9,121,842		<u>Stock</u>						
		(ii) On Sale of Fixed Assets (being net excess of Sale proceeds over depreciated book value)				Consumable Stores, Spare parts etc.						
		As per last account	118,524,364	118,524,364	657,534	810,413	Less : Provision for non-moving / obsolete					
		Add: Additions during the year		3,410,000		(152,879)	835,091 (152,879)					
	118,524,364	Less : Deletions during the year			121,934,364							
	5,052,556	(iii) On Acquisition of Land by Govt. Of Haryana		5,052,556	<u>Sundry Debtors</u>							
		Reserve against Govt. Grants & Subsidy towards Non-recurring <u>Expenditure (Utilised as per contra)</u>				180,260	(Considered Good except where otherwise stated)					
		As per last account	48,529,815	48,529,815		(180,260)	Less: Provision for Doubtful/ Disputed Debts					
		Add: Additions during the year		437,813	47,807,628	185,105,463						
	48,529,815	Less: Adjustment during the year		(1,160,000)	47,807,628	In Current Accounts						
		Reserve against Donations towards Non-recurring <u>Expenditure (Utilised as per Contra)</u>				In Post Office Saving Bank Account (Pass Book deposited with Market Committee, Bhiwani)						
	553,301			553,301	501	501						
		Reserve against Donations for <u>Education Purposes</u> As per last account		17,500,000	17,500,000	186,632,774						
		<u>Depreciation Reserve</u>				133,950	Cash & Stamps in hand					
		As per last account	239,618,058	247,345,574			237,145					
		Add: Depreciation on Fixed Assets during the year		7,966,375		187,000,933						
	446,627,452	Less : Deletion during the year		(3,852,423)	251,459,526	185,686,841						
	247,345,574			251,459,526	453,429,217	1,076,446						
		<u>Closer Compensation Payment Reserve</u>				501						
		As per last account	48,973,974	58,621,046		501						
	58,621,046	Add: Additions during the year		10,499,959	69,121,005	186,632,774						
				10,499,959	69,121,005	133,950						
<u>SECURED LOANS</u>						<u>LOANS AND ADVANCES</u> (Considered good, except where otherwise stated)						
<u>From Uco Bank</u>						Advances against Purchase of Consumable Stores, Spares etc						
		Cash Credit Account (Secured against equitable Mortgage of Land & Building at Bhiwani and Hypothecation of Stocks of Raw materials, Stores and spare parts, Stock-in-trade and in process, Book Debts & receivables)			4,898,424	55,357	19,775					
				5,094,070		Advance to Staff						
		<u>From HDFC Bank</u>				807,460						
		Current Account Overdraft (Secured Against Fixed Deposits receipts)			895,162	2,996,285						
				2,996,285		Advance to others						
		<u>From HDFC Bank Ltd.</u>				1,972,427						
		(Secured Against hypothecation of School Bus)				Security Deposits						
				931,147		931,147						

John

Director,
**THE TECHNOLOGICAL INSTITUTE
OF TEXTILE & SCIENCES, BHIWANI**



THE TECHNOLOGICAL INSTITUTE OF TEXTILE & SCIENCES
REGD. OFFICE :- 9/1 R.N. MUKHERJEE ROAD, KOLKATA - 700001

Schedule 'A' of Fixed Assets attached to and forming part of the Society's Balance Sheet As on 31.03.2019

Description of Assets	Cost/Book Value as at 01/04/2018		Additions /Adjustments during the year		Deductions and/or Adjustments during the year		Balance as at 31/03/2019			Balance as at 31/3/2018		
	Against Govt.Grant/ Subsidies / Donations	Others	Against Govt.Grant/ Subsidies / Donations	Others	Against Govt.Grant/ Subsidies / Donations	Others	Against Govt.Grant/ Subsidies / Donations	Others	Total	Against Govt.Grant/ Subsidies / Donations	Others	Total
	(Rs.)	(Rs.)	(Rs.)	(Rs.)	(Rs.)	(Rs.)	(Rs.)	(Rs.)	(Rs.)	(Rs.)	(Rs.)	(Rs.)
Land	-	9,193,334	-	-	-	-	-	9,193,334	9,193,334	-	9,193,334	9,193,334
Plant & Machinery ③	41,004,739	109,551,453	-	243,779	1,160,000	2,692,423	39,844,739	107,102,809	146,947,548	41,004,739	109,551,453	150,556,192
Buildings ⑤	1,350,284	82,180,759	-	38,250	-	-	1,350,284	82,219,009	83,569,293	1,350,284	82,180,759	83,531,043
Furniture & Fixtures ②	333,115	28,817,722	164,093	3,791,220	-	-	497,208	32,608,942	33,106,150	333,115	28,817,722	29,150,837
Vehicles ⑥	-	3,974,519	-	1,380,000	-	-	-	5,354,519	5,354,519	-	3,974,519	3,974,519
Office Equipments ④	947,122	4,414,449	-	204,849	-	-	947,122	4,619,298	5,566,420	947,122	4,414,449	5,361,571
Water Pipe Line	-	67,415	-	-	-	-	-	67,415	67,415	-	67,415	67,415
Tube Well	-	116,558	-	-	-	-	-	116,558	116,558	-	116,558	116,558
Computer ①	5,447,856	41,209,122	273,720	1,594,222	-	-	5,721,576	42,803,344	48,524,920	5,447,856	41,209,122	46,656,978
Capital Work- in- progress	-	173,776	-	-	-	173,776	-	-	-	-	173,776	173,776
Total	49,083,116	279,699,107	437,813	7,252,320	1,160,000	2,866,199	48,360,929	284,085,228	332,446,157	49,083,116	279,699,107	328,782,223
Previous Year	49,083,116	275,301,080	-	4,398,027	-	-	49,083,116	279,699,107	328,782,223	49,083,116	275,301,080	324,384,196

In the terms of our Report of even date

For KOTHARI & COMPANY
Chartered Accountants
ICAI Reg. No. 301178-E

M Kothari
(Manaswy Kothari)
Partner
Membership No. 64601

Place : Kolkata
Dated : 17 SEP 2019



For The Technological Institute of Textile & Sciences

[Signature]
Chairman

[Signature]

[Signature]
Member
Managing Committee

[Signature]
Hon. Secretary

Director,
THE TECHNOLOGICAL INSTITUTE
OF TEXTILE & SCIENCES, BHIWANI


INCOME & EXPENDITURE ACCOUNT FOR THE YEAR ENDED 31ST MARCH 2019

31/03/2018 (Rs.)	(Rs.)	EXPENDITURE	(Rs.)	31/03/2019 (Rs.)	31/03/2018 (Rs.)	(Rs.)	INCOME	(Rs.)	31/03/2019 (Rs.)
		<u>Opening Stock</u>					By Sales		
	To	Waste	-				Finished Goods		
		Goods under process	-						
						647,306	Sale of Waste	45,226	
						647,306		45,226	
551,747	To	Power and Fuel Expenses		568,453	647,306		Less: Excise Duty		45,226
	To	<u>Payments to and Provisions</u> <u>for Employees</u>			126,106,092		By College Fees		126,562,337
	2,077,769	Salary, Wages, Bonus and Ex-gratia	1,279,050						
		Contribution to Provident and Family Pension Funds and Employees State Insurance	150,605		283,873	325,313	By Rent & Accommodation Charges	272,792	
			108,874			(41,440)	Less: Paid	(41,440)	231,352
	2,842,236	Gratuity	373,702						
5,092,268	11,658	Employees' Welfare Expenses	39,027	1,800,653	41,534	143,258	By Electricity Charges received		
						(101,724)	Less: Paid		
131,190	To	Rates and Taxes		42,300					
192,309	To	Insurance		91,077	8,244,963		By Grants for School (On cash basis)		4,881,942
213,722	To	Interest Paid		89,581	2,066,030		By Kinder Garten Fees		2,123,455
	To	Electricity Charges paid	164,167						
		Less: Received	(346)	163,821	27,097,997		By Fees for Educational Activities		29,452,050
					30,000,000		By Income from Technical & Consultancy Services		4,000,000

John
Director,
THE TECHNOLOGICAL INSTITUTE
OF TEXTILE & SCIENCES, BHIWANI



31/03/2018		EXPENDITURE		31/03/2019		31/03/2018		INCOME		31/03/2019	
(Rs.)	(Rs.)	(Rs.)	(Rs.)	(Rs.)	(Rs.)	(Rs.)	(Rs.)	(Rs.)	(Rs.)	(Rs.)	(Rs.)
	To	College Expenses									
81,607,948		Salary, Wages and Leave encashment	85,347,199								
6,457,916		Gratuity	957,842			47,662	By	Miscellaneous Receipts			
10,485,466		Contribution to Provident Fund, Family Pension Funds & ESI	10,265,688								
1,961,333		Employees Welfare Expenses	1,962,237								
2,942,640		House Keeping (14)	2,557,767								
4,699,038		Interest Paid (31)	4,088,423			2,004,429	By	Interest Received		2,298,790	
2,188,411		Building Repair & Maintenance (7)	1,948,028								
3,387,530		Electricity & Fuel (17)	4,183,613								
176,312		Generator Expenses (9)	394,095								
103,022		Staff Recruitment Expenses (16)	16,300			372,839	By	Unclaimed Balances and Unspent Liabilities Written Back		3,799,246	
1,227,876		Travelling and Conveyance Expenses (19)	843,207								
1,347,041		Communication Expenses (20)	1,204,286								
202,860		Library Expenses	96,421								
149,282		Newspaper & Journals	107,687								
874,405		Car Running & maintenance Expenses (8)	1,020,038								
250,724		Computer Expenses (10)	113,572								
184,767		Equipment Repair (11)	118,771								
589,777		Electric Repair (12)	379,675								
462,057		Insurance (21)	513,301			1,900	By	Sample Development & Testing Charges		2,100	
199,550		Printing & Stationery (22)	150,757								
463,970		Professional Fees (23)	602,662			2,500,000	By	Financial Assistance for Educational Purposes			
609,467		Training & Placement (24)	1,121,208								
130,500		College Visitors	63,054								
157,778		Science Lab (25)	158,969			14,677,645	By	Gratuity Provision written back		-	
306,186		Fees & Taxes (26)	1,451,322								
49,000		Expenditure on visiting Faculty including remuneration (27)	129,720								
255,426	(28)	Water Supply	341,393			634,547	By	Leave Provision written back		-	
102,853		Furniture Repair (13)	174,109								
964,893		Sewerage Treatment Plant Expenses (16)	925,582								
1,920,280		Counselling / Admission Expenses (30)	1,135,206								
163,703		Examination Expenses	145,174								
59,174		Garden Maintenance (15)	79,270								
1,327,330		Legal Expenses (29)	886,646								
95,000		Merit Scholarship (32)	86,000								
		Platinum Jubilee Exp (34)	1,220,856								
128,903,234	2,819,719	Other Expenses	2,960,421								
											127,750,505
7,727,516	To	Depreciation									7,966,375
65,423		Sundry Balances written off									308,345


Director,
THE TECHNOLOGICAL INSTITUTE
OF TEXTILE & SCIENCES, BHIWANI



31/03/2018 (Rs.)		EXPENDITURE (Rs.)		31/03/2019 (Rs.)		INCOME (Rs.)		31/03/2019 (Rs.)	
	To	<u>School Expenses</u>							
25,834,416		Salary & Wages	21,634,577						
2,707,406		Gratuity	1,361,123						
2,276,499		Contribution to Provident Fund & ESI	2,649,971						
443,775		Employees Welfare Expenses	242,223						
674,522		Building Repair & Maintenance	465,611						
1,414,014		Electricity & Fuel	735,684						
10,677		Computer Expenses	16,924						
-		Books	15,929						
45,590		Fees & Taxes	144,478						
1,281,785		Interest Paid	1,021,168						
780,599		Functions	913,098						
156,980		Insurance	85,620						
279,477		Printing & Stationery	350,921						
153,714		Travelling Expenses	63,492						
41,095		Garden Maintenance	1,441						
84,932		Examination Expenses	120,748						
78,585		Electric Repair	101,665						
77,880		Legal Expenses							
48,023		Furniture Repair	30,124						
<u>37,059,559</u>	<u>679,590</u>	Other Expenses	<u>925,683</u>	<u>30,880,481</u>					
	To	Kinder Garten Expenses		<u>1,726,466</u>					
<u>1,642,965</u>	To	Miscellaneous Expenses							
<u>3,088</u>	To	Balance being excess of Income over Expenditure transferred to Balance Sheet		<u>2,008,440</u>					
<u>33,153,796</u>									
<u>214,726,817</u>	Total		<u>173,396,498</u>	<u>214,726,817</u>	Total		<u>173,396,498</u>		

6

For KOTHARI & COMPANY
Chartered Accountants
ICAI Reg. No. 301178-E

M. Kothari
(Manaswy Kothari)
Partner
Membership No. 64601



Dated: 7 SEP 2019

For The Technological Institute of Textile & Sciences

J. Sogani Chairman
John Member Managing Committee
John Hon. Secretary

Director,
THE TECHNOLOGICAL INSTITUTE
OF TEXTILE & SCIENCES, BHIWANI

Audit Report

2019-20

THE TECHNOLOGICAL INSTITUTE OF TEXTILE & SCIENCES

REGD. OFFICE :- 9/1 R.N. MUKHERJEE ROAD, KOLKATA - 700001

BALANCE SHEET AS AT 31st MARCH 2020

31/03/2019 (Rs.)		LIABILITIES		31/03/2020 (Rs.)		31/03/2019 (Rs.)		ASSETS		31/03/2020 (Rs.)	
RESERVES & SURPLUS						33,24,46,157	FIXED ASSETS (As per 'Schedule A' attached)		33,93,92,552		
Capital Reserve								CURRENT ASSETS, LOANS AND ADVANCES			
								Stock			
91,21,842		(i) On Revaluation of Land As per last account	91,21,842			6,82,212	8,35,091 (1,52,879)	Consumable Stores, Spare parts etc. Less : Provision for non-moving / obsolete	8,29,260 (1,52,879)	6,76,381	
		(ii) On Sale of Fixed Assets (being net excess of Sale proceeds over depreciated book value)						Sundry Debtors			
	11,85,24,364	As per last account	12,19,34,364			49,45,260	(Considered Good except where otherwise stated)	51,43,310			
	34,10,000	Add: Additions during the year	27,00,000			47,65,000	Less: Provision for Doubtful/ Disputed Debts	(1,80,260)	49,63,050		
12,13,34,364	-	Less : Deletions during the year	-	12,46,34,364				Cash and Bank Balances			
53,52,556		(iii) On Acquisition of Land by Govt. Of Haryana	50,52,556					With Scheduled Banks:			
		Reserve against Govt. Grants & Subsidy towards Non-recurring Expenditure (Utilised as per contra)						In Fixed Deposit Account			
	4,85,29,815	As per last account	4,78,07,628					(Includes Receipts deposited Rs. 4,83,379/- (Previous year Rs. 4,83,875/-) with Director, Technical Education Haryana, Chandigarh in the name of Registrar M.D. Univ., Rohtak and Receipts of Rs. 1,50,00,000/- (Previous Year Rs. 1,83,61,348/-) pledged with bank for current account overdraft facility.)		19,37,17,967	
4,78,07,628	4,37,813 (11,80,000)	Add: Additions during the year Less : Adjustment during the year	-	4,78,07,628				In Current Accounts		24,28,922	
		Reserve against Donations towards Non-recurring Expenditure (Utilised as per Contra)	5,53,301					In Post Office Saving Bank Account (Pass Book deposited with Market Committee, Bhiwani)		501	
5,53,301		Reserve against Donations for Education Purposes						501			
1,75,00,000		As per last account	1,75,00,000					Cash & Stamps in hand		1,45,094	19,62,92,484
		Depreciation Reserve									
	24,73,45,574	As per last account	25,14,59,526								
		Add: Depreciation on Fixed Assets during the year	74,24,450								
45,34,29,217	25,14,59,526	(38,52,423) Less : Deletion during the year	(2,36,574)	25,88,47,402	46,33,17,093						
		Closer Compensation Payment Reserve									
	5,86,21,046	As per last account	6,91,21,005								
6,91,21,005	1,04,99,959	Add: Additions during the year	1,14,59,277		8,05,80,282						
		SECURED LOANS									
		From Uco Bank									
		Cash Credit Account (Secured against equitable Mortgage of Land & Building at Bhiwani and Hypothecation of Stocks of Raw materials, Stores and spare parts, Stock-in-trade and in process, Book Debts & receivables)	53,34,979								
50,94,070											
		From HDFC Bank									
		Current Account Overdraft (Secured Against Fixed Deposits receipts)	2,76,413								
29,96,285											

Director,
THE TECHNOLOGICAL INSTITUTE
OF TEXTILE & SCIENCES, BHIWANI



31/03/2019
(Rs.)

(Rs.)

LIABILITIES

(Rs.)

31/03/2020
(Rs.)31/03/2019
(Rs.)

(Rs.)

ASSETS

(Rs.)

31/03/2020
(Rs.)

9,31,147

From HDFC Bank Ltd.

17,20,521

(Secured Against hypothication of School Bus)

DEPOSITS

4,96,98,438	4,51,68,710	Fixed Deposit from Employees	4,28,26,486				
	45,29,728	Add: Interest Accrued on above	41,61,011	4,69,87,497			
1,22,045	1,21,834	Deposit from Employees	1,22,045				
	211	Add: Interest Accrued on above	232	1,22,277			
	4,44,720	Orphic Scholarship Fund	4,89,192				
	44,472	Add: Contribution during the year	48,919				
4,89,192	-	Less: Fund Utilised	-	5,38,111			
	6,690	N.M.Jain Scholarship Fund	6,000				
	669	Add: Contribution during the year	800				
6,000	(1,359)	Less: Fund Utilised	(600)	6,000			
1,76,287		Other Fund - contribution from Employee		1,82,388			
5,10,13,573	5,21,611	From Contractors & Others	5,15,461	4,83,51,734			
		<u>CURRENT LIABILITIES AND PROVISIONS</u>					
4,50,75,739		Sundry Creditors for Goods, Expenses etc. (Including Provisions)	4,54,89,041				
56,02,498		Other Liabilities	40,28,976				
9,03,998		Provision for Income Tax	9,03,998				
8,01,22,464		Provision for Gratuity	8,42,81,686				
1,01,53,329		Provision for Leave Encashment	1,10,65,735				
2,77,85,354		Sundry Credit Balances pertaining to the College and School	3,03,63,990				
18,03,27,526	1,06,84,145	Refundable Deposits & Caution Money from Students (including ex-student)	1,03,70,145	18,65,03,571	20,39,65,009		
<u>76,29,12,822</u>				<u>78,60,84,593</u>	<u>76,29,12,822</u>		<u>78,60,84,593</u>

47,41,702	Interest Accrued but not Due on Fixed Deposits	44,51,114	
6,39,709	Prepaid Expenses	6,32,733	
3,40,53,510	1,36,435	Due from Government Department pertaining to College	3,72,657
			2,90,35,778

INCOME & EXPENDITURE ACCOUNT

20,59,73,449	As per last Account	20,39,65,009	
	Less: Excess of Income over Expenses as per attached Income & Expenditure Account		(20,08,440)
	Add: Excess of Expenses over Income as per attached Income & Expenditure Account	1,17,59,339	21,57,24,348

Notes on Accounts - As per Schedule 'B' annexed
Notes & Schedules Form an integral part of Accounts

In the terms of our Report of even date

For KOTHARI & COMPANY
Chartered Accountants
ICAI Reg. No. 301178-E

M. Kothari
(Manaswy Kothari)
Partner
Membership No. 64601

Place : Kolkata
Dated : 12 NOV 2020



For The Technological Institute of Textile & Sciences

Manaswy Kothari

Manaswy Kothari
Chairman

**Director,
THE TECHNOLOGICAL INSTITUTE
OF TEXTILE & SCIENCES, BHIWANI**

J. Sengupta
Member
Managing Committee

Manaswy Kothari
Secretary

THE TECHNOLOGICAL INSTITUTE OF TEXTILE & SCIENCES

REGD. OFFICE :- 9/1 R.N. MUKHERJEE ROAD, KOLKATA -700001

Schedule 'A' of Fixed Assets attached to and forming part of the Society's Balance Sheet As on 31.03.2020

Description of Assets	Cost/Book Value as at 01/04/2019		Additions /Adjustments during the year		Deductions and/or Adjustments during the year		Balance as at 31/03/2020			Balance as at 31/3/2019		
	Against Govt.Grant/ Subsidies / Donations	Others	Against Govt.Grant/ Subsidies / Donations	Others	Against Govt.Grant/ Subsidies / Donations	Others	Against Govt.Grant/ Subsidies / Donations	Others	Total	Against Govt.Grant/ Subsidies / Donations	Others	Total
	(Rs.)	(Rs.)	(Rs.)	(Rs.)	(Rs.)	(Rs.)	(Rs.)	(Rs.)	(Rs.)	(Rs.)	(Rs.)	(Rs.)
Land	-	91,93,334	-	-	-	-	-	91,93,334	91,93,334	-	91,93,334	91,93,334
Plant & Machinery ③	3,98,44,739	10,71,02,809	-	1,13,261	-	2,36,574	3,98,44,739	10,69,79,496	14,68,24,235	3,98,44,739	10,71,02,809	14,69,47,548
Buildings ⑤	13,50,284	8,22,19,009	-	18,295	-	-	13,50,284	8,22,37,304	8,35,87,588	13,50,284	8,22,19,009	8,35,69,293
Furniture & Fixtures ②	4,97,208	3,26,08,942	-	8,93,244	-	-	4,97,208	3,35,02,186	3,39,99,394	4,97,208	3,26,08,942	3,31,06,150
Vehicles ⑥	-	53,54,519	-	14,70,000	-	-	-	68,24,519	68,24,519	-	53,54,519	53,54,519
Office Equipments ④	9,47,122	46,19,298	-	3,23,942	-	-	9,47,122	49,43,240	58,90,362	9,47,122	46,19,298	55,66,420
Water Pipe Line	-	67,415	-	-	-	-	-	67,415	67,415	-	67,415	67,415
Tube Well	-	1,16,558	-	-	-	-	-	1,16,558	1,16,558	-	1,16,558	1,16,558
Computer ①	57,21,576	4,28,03,344	-	37,65,723	-	-	57,21,576	4,65,69,067	5,22,90,643	57,21,576	4,28,03,344	4,85,24,920
Capital Work- in- progress ③	-	-	-	5,98,504	-	-	-	5,98,504	5,98,504	-	-	-
Total	4,83,60,929	28,40,85,228	-	71,82,969	-	2,36,574	4,83,60,929	29,10,31,623	33,93,92,552	4,83,60,929	28,40,85,228	33,24,46,157
Previous Year	4,90,83,116	27,96,99,107	4,37,813	72,52,320	11,60,000	28,66,199	4,83,60,929	28,40,85,228	33,24,46,157	4,90,83,116	27,96,99,107	32,87,82,223

In the terms of our Report of even date

For KOTHARI & COMPANY
Chartered Accountants
ICAI Reg. No. 301178-E

M. Kothari
(Manaswy Kothari)
Partner
Membership No. 64601



Place : Kolkata
Dated :

12 NOV 2020

For The Technological Institute of Textile & Sciences

Chairman

Chairman

J. Sengupta

Member
Managing Committee

Secretary

Secretary

Director
Director,
THE TECHNOLOGICAL INSTITUTE
OF TEXTILE & SCIENCES, BHIWANI

THE TECHNOLOGICAL INSTITUTE OF TEXTILE & SCIENCES

REGD. OFFICE :- 9/1 R.N. MUKHERJEE ROAD, KOLKATA -700001

INCOME & EXPENDITURE ACCOUNT FOR THE YEAR ENDED 31ST MARCH 2020

31/03/2019 (Rs.)	EXPENDITURE (Rs.)	31/03/2020 (Rs.)	31/03/2019 (Rs.)	INCOME (Rs.)	31/03/2020 (Rs.)
	Opening Stock			By Sales	
	To				
	Waste			Finished Goods	
	Goods under process		45,226	Sale of Waste	29,187
			45,226	Less: Excise Duty	29,187
5,68,453	To Power and Fuel Expenses	5,76,725	45,226		29,187
	To <u>Payments to and Provisions</u>		12,65,62,337	By College Fees	12,03,18,014
	for Employees				
	12,79,050 Salary, Wages, Bonus and Ex-gratia	11,85,942		2,72,792 By Rent & Accommodation Charges	2,58,780
	Contribution to Provident and Family Pension Funds and Employees		2,31,352	Less: Paid	(41,440)
	1,08,874 State Insurance	98,400			2,17,340
	3,73,702 Gratuity	24,61,750	48,81,942	By Grants for School (On cash basis)	
	18,00,653 39,027 Employees' Welfare Expenses	26,505	21,23,455	By Kinder Garten Fees	29,54,215
		37,72,597	2,94,52,050	By Fees for Educational Activities	3,20,04,035
42,300	To Rates and Taxes	1,91,347	40,00,000	By Income from Technical & Consultancy Services	
91,077	To Insurance	97,696	22,98,790	By Interest Received	37,70,055
89,581	To Interest Paid	81,552	2,100	By Sample Development & Testing Charges	2,200
1,63,821	1,64,167 To Electricity Charges paid	20,594			
	(346) Less: Received	(542)			
		20,052			


Director,
THE TECHNOLOGICAL INSTITUTE
OF TEXTILE & SCIENCES, BHIWANI



31/03/2019		EXPENDITURE		31/03/2020		31/03/2019		INCOME		31/03/2020	
(Rs.)	(Rs.)	(Rs.)	(Rs.)	(Rs.)	(Rs.)	(Rs.)	(Rs.)	(Rs.)	(Rs.)	(Rs.)	(Rs.)
		To College Expenses									
8,53,47,199		Salary, Wages and Leave encashment	8,31,37,302								
9,57,842		Gratuity	64,40,875			37,99,246	By	Unclaimed Balances and Unspent Liabilities Written Back		8,97,532	
1,02,65,688		Contribution to Provident Fund, Family Pension Funds & ESI	1,01,76,945								
19,62,237		Employees Welfare Expenses	20,05,675								
25,57,767		House Keeping (14)	27,63,904				By	Gratuity Provision written back		27,61,434	
40,88,423		Interest Paid (31)	40,43,143								
19,48,028		Building Repair & Maintenance (7)	17,17,960								
41,83,613		Electricity & Fuel (17)	37,36,256				By	Misc. Income		22,339	
3,94,095		Generator Expenses (9)	3,71,550								
16,300		Staff Recruitment Expenses (18)	1,76,144								
8,43,207		Travelling and Conveyance Expenses (19)	11,82,194								
12,04,286		Communication Expenses (20)	7,82,133								
96,421		Library Expenses	75,458								
1,07,687		Newspaper & Journals	1,65,878								
10,20,038		Car Running & maintenance Expenses (8)	8,70,817								
1,13,572		Computer Expenses (10)	4,34,824								
1,18,771		Equipment Repair (11)	2,30,947								
3,79,675		Electric Repair (12)	2,60,755								
5,13,301		Insurance (21)	1,52,150								
1,50,757		Printing & Stationery (22)	1,63,759								
6,02,662		Professional Fees (23)	7,28,454								
11,21,208		Training & Placement (24)	7,42,912								
63,054		College Visitors	63,969								
1,58,968		Science Lab (25)	68,922								
14,51,322		Fees & Taxes (26)	5,90,506								
1,29,720		Expenditure on visiting Faculty including remuneration (27)	1,16,390								
3,41,393		Water Supply (28)	5,38,139								
1,74,109		Furniture Repair (13)	1,30,643								
9,25,582		Sewerage Treatment Plant Expenses (16)	7,86,278								
11,35,206		Counselling / Admission Expenses (30)	17,38,741								
1,45,174		Examination Expenses (33)	1,27,801								
79,270		Garden Maintenance (15)	49,960								
8,86,646		Legal Expenses (29)	10,59,983								
86,000		Merit Scholarship (32)	65,000								
12,20,866		Platinum Jubilee Exp	-								
5,31,000		Accreditation Expenses (35)	5,90,050								
12,025		Meeting & Seminar Expenses (34)	1,03,784								
4,18,000		Continuation & Approval Fee (23)	3,41,647								
49,214		Postage Expenses (37)	66,220								
43,498		Faculty Development Exp (36)	49,745								
12,77,50,505	19,06,684	Other Expenses	22,59,135			12,91,01,948					

3,08,345

To Sundry Balances written off

1,26,371

Director,
**THE TECHNOLOGICAL INSTITUTE
 OF TEXTILE & SCIENCES, BHIWANI**



31/03/2019		EXPENDITURE	31/03/2020		31/03/2019		INCOME	31/03/2020	
(Rs.)	(Rs.)		(Rs.)	(Rs.)	(Rs.)	(Rs.)		(Rs.)	(Rs.)
		To School Expenses							
	2,16,34,577	Salary & Wages	1,97,51,458						
	13,61,123	Gratuity	24,07,614						
	26,49,971	Contribution to Provident Fund & ESI	29,56,304						
	2,42,223	Employees Welfare Expenses	2,27,907						
	4,65,611	Building Repair & Maintenance	9,38,448						
	7,35,684	Electricity & Fuel	7,09,570						
	16,924	Computer Expenses	49,480						
	15,929	Books	17,323						
	1,44,478	Fees & Taxes	2,04,977						
	10,21,168	Interest Paid	11,06,773						
	9,13,098	Functions	10,52,231						
	85,620	Insurance	10,322						
	3,50,921	Printing & Stationery	3,26,992						
	63,492	Travelling Expenses	80,900						
	1,441	Garden Maintenance	1,764						
	1,20,748	Examination Expenses	2,34,696						
	1,01,666	Electric Repair	1,46,732						
	-	Legal Expenses	61,915						
	30,124	Furniture Repair	85,424						
3,08,80,481	9,25,683	Other Expenses	6,08,768	3,09,79,598					
17,26,466		To Kinder Garten Expenses		23,58,354					
79,66,375		To Depreciation		74,24,450					
		To Balance being excess of Income over Expenditure transferred to Balance Sheet					By Balance being excess of Expenditure over income transferred to Balance Sheet		1,17,59,339
17,33,96,498		Total	17,47,35,690	17,33,96,498			Total		17,47,35,690

For KOTHARI & COMPANY
Chartered Accountants
ICAI Reg. No. 301178-E

M. Kothari
(Maraswy Kothari)
Partner
Membership No. 64601



Dated: 12 NOV 2020

Manoj Kumar Khastha For The Technological Institute of Textile & Sciences

Manoj Kumar Khastha
Chairman

Director,
THE TECHNOLOGICAL INSTITUTE
OF TEXTILE & SCIENCES, BHIWANI

J. Sagar
Member
Managing Committee

J. Sagar
Secretary

Audit Report

2020-21

THE TECHNOLOGICAL INSTITUTE OF TEXTILE & SCIENCES

REGD. OFFICE :- 9/1 R.N. MUKHERJEE ROAD, KOLKATA -700001

BALANCE SHEET AS AT 31ST MARCH 2021

31/03/2020		LIABILITIES		31/03/2021		31/03/2020		ASSETS		31/03/2021	
(Rs.)	(Rs.)		(Rs.)	(Rs.)	(Rs.)	(Rs.)	(Rs.)	(Rs.)	(Rs.)	(Rs.)	(Rs.)
		RESERVES & SURPLUS				339,392,552		FIXED ASSETS			340,748,719
		Capital Reserve						(As per 'Schedule A' attached)			
	9,121,842	(I) On Revaluation of Land		9,121,842				CURRENT ASSETS, LOANS AND ADVANCES			
		(ii) On Sale of Fixed Assets (being net excess of Sale proceeds over depreciated book value)						<u>Stock</u>			
	124,634,364	As per last account	124,634,364				676,381	829,260	631,104		
	2,700,000	Add: Additions during the year		124,634,364			(152,879)	Less: Provision for non-moving / obsolete	(147,816)	483,288	
	5,052,556	(iii) On Acquisition of Land by Govt. Of Haryana		5,052,556				Sundry Debtors			
		Reserve against Govt. Grants & Subsidy towards Non-recurring Expenditure (Utilised as per contra)		47,807,628			5,143,310	(Considered Good except where otherwise stated)	5,609,680		
	47,807,628			47,807,628			4,963,050	Less: Provision for Doubtful/ Disputed Debts	(180,260)	5,429,420	
		Reserve against Donations towards Non-recurring Expenditure (Utilised as per Contra)		553,301				Cash and Bank Balances			
	553,301			553,301				With Scheduled Banks:			
		Reserve against Donations for Education Purposes		17,500,000				In Fixed Deposit Account			
				17,500,000				(Includes Receipts deposited			
		Depreciation Reserve						Rs 5,06,503/- (Previous year			
	251,459,526	As per last account	258,647,402					Rs. 4,83,379/-) with Director,			
		Add: Depreciation on Fixed Assets during the year	7,741,693					Technical Education Haryana,			
	463,317,093			266,389,095				Chandigarh in the name of Registrar			
	258,647,402	Less: Deletion during the year		-				M.D. Univ., Rohtak and Receipts of			
				471,058,786				Rs. 1,50,00,000/- (Previous Year			
		Less: Deletion during the year		-				Rs. 1,50,00,000/-) pledged with bank for			
				-				current account overdraft facility.	198,011,093		
				-				In Current Accounts	2,743,317		
				-				In Post Office Saving Bank			
				-				Account (Pass Book deposited			
				-				with Market Committee, Bhiwani)			
				-				501			
				-				196,292,484	145,094	212,450	200,966,860
				-				Cash & Stamps in hand			
				-				LOANS AND ADVANCES			
				-				(Considered good, except			
				-				where otherwise stated)			
				-				79,469	Advance to Staff	244,514	
				-				385,829	Advance to others	406,999	
				-				1,069,254	Security Deposits	1,069,254	
				-				17,916,618	Fee & Other Amounts Receivable	26,687,571	
				-				4,128,104	Income-Tax Deducted at Source	2,417,708	
				-							

5,334,979

276,413

861,960

3,526,842

John
Director,

**THE TECHNOLOGICAL INSTITUTE
OF TEXTILE & SCIENCES, BHIWANI**



31/03/2020		LIABILITIES		31/03/2021		31/03/2020	
(Rs.)	(Rs.)			(Rs.)	(Rs.)	(Rs.)	(Rs.)
1,720,521			From HDFC Bank Ltd.			1,126,728	
			(Secured Against hypothication of School Bus)				
			DEPOSITS				
		42,826,486	Fixed Deposit from Employees	43,489,212			4,451,114
46,987,497	4,161,011	4,161,011	Add: Interest Accrued on above	3,823,294	47,312,506		632,733
		122,045	Deposit from Employees	122,277			
122,277	232	232	Add: Interest Accrued on above	229	122,506		29,035,778
		489,192	Orphic Scholarship Fund	538,111			
538,111	48,919	48,919	Add: Contribution during the year	48,430	586,541		
		-	Less: Fund Utilised	-			
		6,000	N.M.Jain Scholarship Fund	5,000			
6,000	600	600	Add: Contribution during the year	540	6,000		
		(600)	Less: Fund Utilised	(540)			
182,388			Other Fund - contribution from Employee		178,308		
48,351,734	515,461		From Contractors & Others	515,461	48,721,322		
			CURRENT LIABILITIES AND PROVISIONS				
			Sundry Creditors for Goods, Expenses etc. (Including Provisions)		51,730,559		
45,489,041			Other Liabilities		4,086,458		
4,028,976			Provision for Income Tax		-		
903,998			Provision for Gratuity		77,798,006		
84,281,686			Provision for Leave Encashment		10,141,933		
11,065,735			Sundry Credit Balances pertaining to the College and School		30,970,021		
30,363,990			Refundable Deposits & Caution Money from Students (including ex-student)		11,328,145		
186,503,571	10,370,145				186,055,122	215,724,348	203,965,009
							As per last Ac
							Add: Excess Income as per Income & Exp
							11,759,339
786,084,593					801,813,568	786,084,593	

Notes on Accounts - As per Schedule 'B' annexed
Notes & Schedules Form an Integral part of Accounts

In the terms of our Report of even date

For KOTHARI & COMPANY
Chartered Accountants
ICAI Reg. No. 30178-E

M. Kothari
(Manaswy Kothari)
Partner
Membership No. 64601

Place : Kolkata
Dated : 22/9/21



For The Technological Institute of

Manaswy Kothari
Chairman

J. Sagar
Member
Managing Committee

Manaswy Kothari
Director,
THE TECHNOLOGICAL INSTITUTE
OF TEXTILE & SCIENCES, BHIWANI

THE TECHNOLOGICAL INSTITUTE OF TEXTILE & SCIENCES

REGD. OFFICE :- 9/1 R.N. MUKHERJEE ROAD, KOLKATA -700001

Schedule 'A' of Fixed Assets attached to and forming part of the Society's Balance Sheet As on 31.03.2021

Description of Assets	Cost/Book Value as at 01/04/2020		Additions /Adjustments during the year		Deductions and/or Adjustments during the year		Balance as at 31/03/2021			Balance as at 31/3/2020		
	Against Govt.Grant/ Subsidies / Donations	Others	Against Govt.Grant/ Subsidies / Donations	Others	Against Govt.Grant/ Subsidies / Donations	Others	Against Govt.Grant/ Subsidies / Donations	Others	Total	Against Govt.Grant/ Subsidies / Donations	Others	Total
	(Rs.)	(Rs.)	(Rs.)	(Rs.)	(Rs.)	(Rs.)	(Rs.)	(Rs.)	(Rs.)	(Rs.)	(Rs.)	(Rs.)
Land	-	9,193,334	-	-	-	-	-	9,193,334	9,193,334	-	9,193,334	9,193,334
Plant & Machinery (2)	39,844,739	106,979,496	-	75,144	-	-	39,844,739	107,054,640	146,899,379	39,844,739	106,979,496	146,824,235
Buildings	1,350,284	82,237,304	-	-	-	-	1,350,284	82,237,304	83,587,588	1,350,284	82,237,304	83,587,588
Furniture & Fixtures	497,208	33,502,186	-	-	-	-	497,208	33,502,186	33,999,394	497,208	33,502,186	33,999,394
Vehicles	-	6,824,519	-	-	-	-	-	6,824,519	6,824,519	-	6,824,519	6,824,519
Office Equipments (3)	947,122	4,943,240	-	495,317	-	-	947,122	5,438,557	6,385,679	947,122	4,943,240	5,890,362
Water Pipe Line	-	67,415	-	-	-	-	-	67,415	67,415	-	67,415	67,415
Tube Well	-	116,558	-	-	-	-	-	116,558	116,558	-	116,558	116,558
Computer (1)	5,721,576	46,569,067	-	785,706	-	-	5,721,576	47,354,773	53,076,349	5,721,576	46,569,067	52,290,643
Capital Work- in- progress	-	598,504	-	-	-	-	-	598,504	598,504	-	598,504	598,504
Total	48,360,929	291,031,623	-	1,356,167	-	-	48,360,929	292,387,790	340,748,719	48,360,929	291,031,623	339,392,552
Previous Year	48,360,929	284,085,228	-	7,182,969	-	236,574	48,360,929	291,031,623	339,392,552	48,360,929	284,085,228	332,446,157

In the terms of our Report of even date

For KOTHARI & COMPANY
Chartered Accountants
ICAI Reg. No. 301178-E

M. Kothari
(Manaswy Kothari)
Partner
Membership No. 64601

Place : Kolkata
Dated : 22/9/21



For The Technological Institute of Textile & Sciences

Manaswy Kothari
Member
Secretary

Director,
THE TECHNOLOGICAL INSTITUTE
OF TEXTILE & SCIENCES, BHIWANI

THE TECHNOLOGICAL INSTITUTE OF TEXTILE & SCIENCES
REGD. OFFICE :- 9/1 R.N. MUKHERJEE ROAD, KOLKATA -700001

INCOME & EXPENDITURE ACCOUNT FOR THE YEAR ENDED 31st MARCH 2021

31/03/2020		EXPENDITURE		31/03/2021		31/03/2020		INCOME		31/03/2021	
(Rs.)	(Rs.)	(Rs.)	(Rs.)	(Rs.)	(Rs.)	(Rs.)	(Rs.)	(Rs.)	(Rs.)	(Rs.)	(Rs.)
		To College Expenses									
	78,897,153	Salary, Wages and Leave encashment	68,640,957		120,318,014	By College Fees				114,657,245	
	6,440,875	Gratuity	1,948,752								
	10,176,945	Pension Funds & ESI	8,389,319								
	2,005,675	Employees Welfare Expenses	1,845,457		2,954,215	By Kinder Garten Fees				738,940	
	2,763,904	House Keeping (11)	2,243,176								
	2,350,905	Manpower Supply - Security Services	2,216,925								
	1,889,244	Manpower Supply - Others	1,424,436		32,004,035	By Fees for Educational Activities				20,915,680	
	4,043,143	Interest Paid (27)	4,417,690								
	1,717,960	Building Repair & Maintenance (4)	688,099								
	3,736,256	Electricity & Fuel (14)	2,369,702								
	371,550	Generator Expenses (6)	513,182		3,770,055	By Interest Received				1,823,871	
	176,144	Staff Recruitment Expenses (15)	404,184								
	1,182,194	Travelling and Conveyance Expenses (16)	159,829								
	782,133	Communication Expenses (17)	844,648								
	75,458	Library Expenses	451,452			By Income from Technical & Consultancy Services				56,000	
	165,878	Newspaper & Journals	122,624								
	870,817	Car Running & maintenance Expenses (5)	812,238								
	434,824	Computer Expenses (7)	340,935								
	230,947	Equipment Repair (8)	19,680			By Financial Assistance / Donation				1,500,000	
	260,755	Electric Repair (3)	263,258								
	152,150	Insurance (18)	180,688								
	163,759	Printing & Stationery (19)	124,290								
	728,454	Professional Fees (20)	615,736		2,200	By Sample Development & Testing Charges					
	742,912	Training & Placement (21)	640,966								
	63,969	College Visitors	27,045								
	68,922	Science Lab (22)	3,825								
	590,506	Fees & Taxes (23)	575,840		22,339	By Misc. Income				16,500	
	538,139	Water Supply (24)	359,436								
	130,643	Furniture Repair (10)	69,250								
	786,278	Sewerage Treatment Plant Expenses (13)	659,360		29,187	By Scrap Sales				306,793	
	1,738,741	Counselling / Admission Expenses (26)	456,010								
	127,801	Examination Expenses (29)	21,126								
	49,960	Garden Maintenance (12)	52,995								
	1,059,983	Legal Expenses (25)	2,747,378								
	65,000	Merit Scholarship (28)	96,000								
	-	BBA Affiliation Fee (20)	453,120								
	590,050	Accreditation Expenses	-								
	103,784	Meeting & Seminar Expenses	-								
	341,647	Continuation & Approval Fee (20)	148,680								
	66,220	Postage Expenses (17)	48,107								
	49,745	Faculty Development Exp. (20)	11,375								
129,106,948	2,375,525	Other Expenses	2,244,035	107,651,966							

Director,
THE TECHNOLOGICAL INSTITUTE
OF TEXTILE & SCIENCES, BHIWANI



31/03/2020		EXPENDITURE	31/03/2021	31/03/2020		INCOME	31/03/2021
(Rs.)	(Rs.)		(Rs.)	(Rs.)	(Rs.)		(Rs.) (Rs.)
		<u>To School Expenses</u>					
19,751,458		Salary & Wages	17,179,107		258,780	By Rent & Accommodation Charges	-
2,407,614		Gratuity	804,942	217,340	(41,440)	Less: Paid	-
2,956,304		Contribution to Provident Fund & ESI	2,388,965				
227,907		Employees Welfare Expenses	270,089				
938,448		Building Repair & Maintenance	346,802			By Leave Provision written back	904,125
709,570		Electricity & Fuel	501,451				
49,480		Computer Expenses	35,229				
17,323		Books	-			By Sundry Balances written back	3,387
204,977		Fees & Taxes	125,373				
1,106,773		Interest Paid	941,433				
1,052,231		Functions	168,175				
10,322		Insurance	20,116	897,532		By Unclaimed Balances and Unspent Liabilities Written Back	35,285
326,992		Printing & Stationery	63,181				
80,900		Travelling Expenses	50,583				
234,696		Examination Expenses	104,763				
146,732		Electric Repair	62,598	2,761,434		By Gratuity Provision written back	-
31,532		Telephone Exp	59,896				
61,915		Legal Expenses	-				
85,424		Furniture Repair	30,100				
58,807		Water Supply Exp.	23,346				
30,979,598	520,193	Other Expenses	752,475	23,928,623			
		<u>To Payments to and Provisions for Employees</u>					
		Salary, Wages, Bonus and Ex-gratia	871,029				
1,185,942		Contribution to Provident and Family Pension Funds and Employees State Insurance	66,454				
98,400		Gratuity	434,725				
2,461,750		Employees' Welfare Expenses	31,600	1,403,808			
3,772,597	26,505						
191,347		To Rates and Taxes		117,800			
97,696		To Insurance		96,507			
81,552		To Interest Paid		90,912			

John
Director,
THE TECHNOLOGICAL INSTITUTE
OF TEXTILE & SCIENCES, BHIWANI



31/03/2020		EXPENDITURE		31/03/2021		31/03/2020		INCOME		31/03/2021	
(Rs.)	(Rs.)		(Rs.)	(Rs.)	(Rs.)	(Rs.)	(Rs.)		(Rs.)	(Rs.)	
576,725		To Power and Fuel Expenses		699,142							
	20,594	To Electricity Charges paid	27,551								
20,052	(542)	Less: Received	(2,650)	24,901							
	-	To Rent & Accommodation Charges paid	168,320								
	-	Less: Received	(128,340)	39,980							
2,358,354		To Kinder Garten Expenses		1,659,496							
7,424,450		To Depreciation		7,741,693							
126,371		To Sundry Balances written off		501							
						11,759,339		By Balance being excess of Expenditure over income transferred to Balance Sheet			2,497,503
<u>174,735,690</u>		Total		<u>143,455,329</u>		<u>174,735,690</u>		Total			<u>143,455,329</u>

For KOTHARI & COMPANY
Chartered Accountants
ICAI Reg. No. 301178-E

M. Kothari
(Manaswy Kothari)
Partner
Membership No. 64601



Dated: 22/9/21

For The Technological Institute of Textile & Sciences

Manaswy Kothari
Chairman

J. Segari
Member
Managing Committee

[Signature]
Secretary

[Signature]
Director,
THE TECHNOLOGICAL INSTITUTE
OF TEXTILE & SCIENCES, BHIWANI