

The Technological Institute of Textile & Sciences Bhiwani



Affiliated to Maharishi Dayanand University, Rohtak, Haryana

5.1.2. Average percentage of students benefited by scholarships, freeships etc. provided by the institution / non- government agencies during the last five years.

The Technological Institute of Textile & Sciences,
Birla Colony, Bhiwani – 127021(Haryana)

Phone: +91 1664 242561(4 Lines)

Fax: +91 1664 243728

Website: <https://www.titsbhiwani.ac.in>



THE TECHNOLOGICAL INSTITUTE OF TEXTILE & SCIENCES

Under UGC Section 2 (f) & 12 (B)
Estd. in 1943 by Padma Vibhushan Dr. G.D. Birla

Criteria 5

NAAC 2022/ DVV/Criteria-5/5.1/5.1.2

Date: 09/06/2022

Criteria	Criteria 5 - Student Support and Progression
Key Indicator	5.1.2 Average percentage of students benefitted by scholarships, freeships etc. provided by the institution / non- government agencies during the last five years.
Finding In DVV	Please provide Audited Statement showing the expenditure on scholarships / free ships for last five years.
Response/ Clarification:	The Audited Statement showing expenditure on scholarships/freeships authenticated by the director is attached in Appendix-I .
Description	Response Relevant Link:
The Audited Statement showing expenditure on scholarships/freeships. Appendix-I.	http://titsbhiwani.ac.in/NAAC/dvv/5.1.2.pdf


Director

Director,
THE TECHNOLOGICAL INSTITUTE
OF TEXTILE & SCIENCES, BHIWANI



THE TECHNOLOGICAL INSTITUTE OF TEXTILE & SCIENCES

Under UGC Section 2 (f) & 12 (B)
Estd. in 1943 by Padma Vibhushan Dr. G.D. Birla

Ref: DVV Clarification for Metric level: 5.1.2

Sub: Response to DVV Clarification for Metric level: 5.1.2

5.1.2.1. **Number of students benefited by scholarships and free ships provided by the institution, Government and non-government bodies, industries, individuals, philanthropists during the last five years (other than students receiving scholarships under the government schemes for reserved categories)**

HEI Input :

2020-21	2019-20	2018-19	2017-18	2016-17
50	41	49	51	36

The Audited Statement showing expenditure on scholarships/freeships authenticated by the director are attached in **Appendix-I**.

DIRECTOR

Director,
THE TECHNOLOGICAL INSTITUTE
OF TEXTILE & SCIENCES, BHIWANI

THE TECHNOLOGICAL INSTITUTE OF TEXTILE & SCIENCES
REGD. OFFICE :- 9/1 R.N. MUKHERJEE ROAD, KOLKATA -700001

BALANCE SHEET AS AT 31ST MARCH 2017


31/03/2016 (Rs.)	(Rs.)	LIABILITIES	(Rs.)	31/03/2017 (Rs.)	31/03/2016 (Rs.)	(Rs.)	ASSETS	(Rs.)	31/03/2017 (Rs.)
		RESERVES & SURPLUS			32,37,08,753		FIXED ASSETS (As per 'Schedule A' attached)		32,43,84,196
		Capital Reserve					CURRENT ASSETS, LOANS AND ADVANCES		
	91,21,842	(i) On Revaluation of Land As per last account	91,21,842				<u>Stock-in-Trade:</u>		
		(ii) On Sale of Fixed Assets (being net excess of Sale proceeds over depreciated book value)			7,74,500	9,27,379	Stores, Spare parts etc	9,22,277	
	11,67,80,839	As per last account	11,67,77,339		7,180	(1,52,879)	Less : Provision for non-moving / obsolete	(1,52,879)	7,69,398
		Add: Additions during the year	17,47,025				Goods under Process		
11,67,77,339	(3,300)	Less : Deletions during the year	-	11,85,24,364	8,43,117	61,437	Waste		7,69,398
50,52,558		(iii) On Acquisition of Land by Govt. Of Haryana	50,52,558				<u>Sundry Debtors</u>		
		Reserve against Govt. Grants & Subsidy towards Non-recurring Expenditure (Utilised as per contra)			9,69,938		(Considered Good except where otherwise stated)	3,34,819	
	4,82,21,833	As per last account	4,92,51,402		7,89,678	(1,80,260)	Less: Provision for Doubtful/ Disputed Debts	(1,80,260)	1,54,559
	10,20,569	Add: Additions during the year					<u>Cash and Bank Balances</u>		
4,92,51,402		Less : Adjustment during the year	(7,21,587)	4,85,29,815			With Scheduled Banks:		
		Reserve against Donations towards Non-recurring Expenditure (Utilised as per Contra)					In Fixed Deposit Account		
5,53,301			5,53,301				(Includes Receipts deposited Rs 4,25,000/- (Previous year Rs. 4,25,000/-) with Director, Technical Education Haryana, Chandigarh in the name of Registrar M.D. Univ., Rohtak and Receipts of Rs.1,62,40,390/- (Previous Year Rs. 1,51,67,893/-) pledged with bank for current account overdraft facility.)	15,83,10,201	
1,75,00,000		Reserve against Donations for Education Purposes	1,75,00,000				In Current Accounts	24,70,322	
		<u>Depreciation Reserve</u>					In Post Office Saving Bank Account (Pass Book deposited with Market Committee, Bhiwani)	501	501
	23,02,04,059	As per last account	23,62,66,415				Cash & Stamps in hand (including cheque in hand of Rs. 63,990/-)	4,12,301	16,11,93,325
	74,95,692	Add: Depreciation on Fixed Assets during the year	75,66,888		14,40,48,641	23,09,585			
43,45,22,865	23,62,66,415	(14,33,336) Less : Deletion during the year	(42,15,245)	23,96,18,058		501			
		<u>Closer Compensation Payment Reserve</u>							
	2,85,61,458	As per last account	3,90,66,509		14,66,18,194	2,59,467			
3,90,66,509	1,05,05,051	Add: Additions during the year	99,07,465	4,89,73,974					


Director
 The Technological Institute of Textile & Sciences
 BHIWANI



31/03/2016 (Rs.)	(Rs.)	LIABILITIES	(Rs.)	31/03/2017 (Rs.)	31/03/2016 (Rs.)	(Rs.)	ASSETS	(Rs.)	31/03/2017 (Rs.)
		SECURED LOANS							
		From Uco Bank					LOANS AND ADVANCES (Considered good, except where otherwise stated)		
		Cash Credit Account (Secured against equitable Mortgage of Land & Building at Bhiwani and Hypothecation of Stocks of Raw materials, Stores and spare parts, Stock-in-trade and in process, Book Debts & receivables)		56,03,461			Advances against Purchase of Raw Material, Stores, Spares, Machineries etc.	18,000	
1,01,04,639									
		From HDFC Bank					Advance to Staff	625	
		Current Account Overdraft (Secured Against Fixed Deposits receipts)		56,67,132		625			
1,32,56,937									
		From TATA Motors					Advance to others	31,37,268	
		(Secured Against hypothecation of School Bus)				31,90,144			
1,40,976									
		DEPOSITS					Balances with Central Excise Authorities	55,844	
		Security Deposit from Agents	4,10,000			3,89,683			
5,10,000							Security Deposits	38,38,950	
		Fixed Deposit from Employees	5,07,59,094						
		Add: Interest Accrued on above	56,20,784	5,73,79,878		38,38,950			
5,63,21,138	5,11,27,934						Fee & Other Amounts Receivable	43,13,616	
	71,93,204					34,07,994			
		Deposit from Employees	57,762						
		Add: Interest Accrued on above	12,839	1,10,601					
1,05,531	98,262								
	7,269								
		Orphic Scholarship Fund	3,54,557						
		Add: Contribution during the year	46,092	4,00,649					
3,54,557	3,11,015								
	43,542								
	-								
		Less: Fund Utilised	-						
		N.M.Jain Scholarship Fund	6,690						
		Add: Contribution during the year	870	6,690					
6,690	6,690								
	937								
	(937)								
		Less: Fund Utilised	(870)	6,690					
2,10,340									
		Other Fund - contribution from Employee	2,10,680						
6,00,09,467	5,01,211			5,90,16,509	2,71,10,277	17,56,083	Due from Government Department pertaining to College (Net of Advance)	15,77,755	2,72,55,232
		From Contractors & Others	4,97,011						
		CURRENT LIABILITIES AND PROVISIONS							
		Sundry Creditors for Goods, Expenses etc. (including Provisions)	4,20,96,799						
5,32,46,778									
		Other Liabilities	47,12,428						
43,26,201									
		Provision for Income Tax	9,03,998						
9,03,998									
		Provision for Gratuity	9,90,16,173						
9,92,59,471									


Director
The Technological Institute of Textile & Sciences
BHIWANI



31/03/2016 (Rs.)	LIABILITIES	(Rs.)	31/03/2017 (Rs.)	31/03/2016 (Rs.)	ASSETS	(Rs.)	31/03/2017 (Rs.)
95,54,524	Provision for Leave Encashment	1,05,93,351			<u>INCOME & EXPENDITURE ACCOUNT</u>		
2,22,22,807	Sundry Credit Balances pertaining to the College and School	2,57,50,394		27,24,76,200	As per last Account	25,29,95,943	
19,49,65,579	Refundable Deposits & Caution Money from Students (including ex-student)	1,16,50,800	19,47,23,943	25,29,95,943	Less: Excess of Income over Expenses as per attached Income & Expenditure Account	(1,38,68,658)	23,91,27,245
				(1,94,60,257)			
<u>75,20,65,962</u>			<u>75,28,83,955</u>	<u>75,20,65,962</u>			<u>75,28,83,955</u>

Notes on Accounts - As per Schedule 'B' annexed
Notes & Schedules Form an Integral part of Accounts

In the terms of our Report of even date

For KOTHARI & COMPANY,
Chartered Accountants
ICAI Reg. No. 301178-E

M Kothari
(Manaswy Kothari)
Partner
Membership No. 64601



Place : Kolkata
Dated :

28 AUG 2017

For The Technological Institute of Textile & Sciences

[Signature]
Chairman

[Signature]
Member
Managing Committee

[Signature]
Hon Secretary

[Signature]
Director
The Technological Institute of Textile & Sciences
BHIWANI

THE TECHNOLOGICAL INSTITUTE OF TEXTILE & SCIENCES
REGD. OFFICE :- 9/1 R.N. MUKHERJEE ROAD, KOLKATA -700001

Schedule 'A' of Fixed Assets attached to and forming part of the Society's Balance Sheet As on 31.03.2017

Description of Assets	Cost/Book Value as at 01/04/2016		Additions /Adjustments during the year		Deductions and/or Adjustments during the year		Balance as at 31/03/2017			Balance as at 31/3/2016		
	Against Govt.Grant/ Subsidies / Donations	Others	Against Govt.Grant/ Subsidies / Donations	Others	Against Govt.Grant/ Subsidies / Donations	Others	Against Govt.Grant/ Subsidies / Donations	Others	Total	Against Govt.Grant/ Subsidies / Donations	Others	Total
	(Rs.)	(Rs.)	(Rs.)	(Rs.)	(Rs.)	(Rs.)	(Rs.)	(Rs.)	(Rs.)	(Rs.)	(Rs.)	(Rs.)
Land	-	91,93,334	-	-	-	-	-	91,93,334	91,93,334	-	91,93,334	91,93,334
Plant & Machinery	4,12,05,186	11,02,58,309	-	21,29,214	2,00,447	33,91,606	4,10,04,739	10,89,95,917	15,00,00,856	4,12,05,186	11,02,58,309	15,14,63,495
Buildings	13,50,284	8,04,98,187	-	15,73,352	-	1,61,206	13,50,284	8,19,10,333	8,32,60,617	13,50,284	8,04,98,187	8,18,48,471
Furniture & Fixtures	3,33,115	2,66,00,067	-	15,75,556	-	-	3,33,115	2,61,75,623	2,85,08,738	3,33,115	2,66,00,067	2,69,33,182
Vehicles	6,50,872	40,61,174	-	-	6,50,872	86,655	-	39,74,519	39,74,519	6,50,872	40,61,174	47,12,046
Office Equipments	9,47,122	33,74,632	-	2,83,863	-	-	9,47,122	36,58,495	46,05,617	9,47,122	33,74,632	43,21,754
Water Pipe Line	-	67,415	-	-	-	-	-	67,415	67,415	-	67,415	67,415
Tube Well	-	1,16,558	-	-	-	-	-	1,16,558	1,16,558	-	1,16,558	1,16,558
Computer	54,47,856	3,86,48,260	-	5,60,626	-	-	54,47,856	3,92,08,886	4,46,56,742	54,47,856	3,86,48,260	4,40,96,116
Capital Work- in- progress	-	9,56,382	-	-	-	9,56,382	-	-	-	-	9,56,382	9,56,382
Total	4,99,34,435	27,37,74,318	-	61,22,611	8,51,319	46,96,849	4,90,83,116	27,53,01,080	32,43,84,196	4,99,34,435	27,37,74,318	32,37,08,753
Previous Year	4,89,04,866	26,67,14,858	10,29,569	84,96,096	-	14,36,636	4,99,34,435	27,37,74,318	32,37,08,753	4,89,04,866	26,67,14,858	31,66,19,724

In the terms of our Report of even date

For KOTHARI & COMPANY
Chartered Accountants
ICAI Reg. No. 301178-E

(Manaswy Kothari)
Partner
Membership No. 64601

Place : Kolkata
Dated :

28 AUG 2017



For The Technological Institute of Textile & Sciences

Chairman

Member
Managing Committee

Hon. Secretary

Director
The Technological Institute of Textile & Sciences
BHOWANI

THE TECHNOLOGICAL INSTITUTE OF TEXTILE & SCIENCES
REGD. OFFICE :- 9/1 R.N. MUKHERJEE ROAD, KOLKATA -700001

INCOME & EXPENDITURE ACCOUNT FOR THE YEAR ENDED 31ST MARCH 2017

<u>31/03/2016</u> (Rs.)	(Rs.)	<u>EXPENDITURE</u>	(Rs.)	<u>31/03/2017</u> (Rs.)	<u>31/03/2016</u> (Rs.)	(Rs.)	<u>INCOME</u>	(Rs.)	<u>31/03/2017</u> (Rs.)
		To Opening Stock					By Sales		
68,617	61,437	Waste		7,180			Finished Goods	-	
	7,180	Goods under process	7,180				Sale of Waste	23,77,669	
								23,77,669	
					92,892		Less: Excise Duty	-	23,77,669
7,51,602		To Power, Fuel and Canal Water		5,91,041					
		To <u>Payments to and Provisions</u> <u>for Employees</u>					By <u>Closing Stock</u>		
	34,78,756	Salary, Wages, Bonus and Ex-gratia	19,91,140		68,617	61,437	Waste	-	
		Contribution to Provident and Family Pension Funds and Employees State Insurance	2,09,641			7,180	Goods under process	-	
	3,95,209	Gratuity	10,24,049						
	7,07,249	Employees' Welfare Expenses	55,042	32,79,872	2,60,488	3,01,928	By Rent & Accommodation Charges	2,89,978	
46,87,364	1,06,150					(41,440)	Less: Paid	(41,440)	2,48,538
		To Telephone, Telegram and Postage							
22,676		To Rates and Taxes		81,642			By Electricity Charges received	5,46,323	
		To Insurance		1,92,751			Less: Paid	(5,46,674)	649
		To Electricity					By Unclaimed Balances and Unspent Liabilities Written Back		5,91,209
60,190	19,21,090	Less: Realised			93,047		By College Fees		12,29,00,421
	(18,60,900)								
		To Traveling and Conveyance		25,783	11,94,54,196		By Grants for School (On cash basis)		1,76,71,279
3,39,751							By Kinder Garten Fees		17,30,775
							By Fees for Educational Activities		2,68,76,834
					75,88,992				
					16,35,685				
					2,73,07,261				


Director
The Technological Institute of Textile & Sciences
BHIWANI



<u>31/03/2016</u>		<u>EXPENDITURE</u>		<u>31/03/2017</u>		<u>31/03/2016</u>		<u>INCOME</u>		<u>31/03/2017</u>	
(Rs.)	(Rs.)	(Rs.)	(Rs.)	(Rs.)	(Rs.)	(Rs.)	(Rs.)	(Rs.)	(Rs.)	(Rs.)	(Rs.)
2,328		To	Bank Charges	-		29,300		By	Sample Development & Testing Charges	-	
4,52,555		To	Interest Paid	2,50,208		1,28,467		By	Miscellaneous Receipts	1,064	
		To	College Expenses								
7,58,53,004			Salary, Wages and Leave encashment	8,30,51,419		19,83,853		By	Interest Received	20,36,850	
1,26,26,234			Gratuity	1,15,59,965							
			Contribution to Provident Fund, Family Pension Funds & ESI	1,00,26,244							
95,63,318			Employees Welfare Expenses	20,34,026		3,46,17,612		By	Income from Technical & Consultancy Services (Net)	2,04,83,975	
19,88,324			House Keeping	24,73,014							
21,36,259			Interest Paid	64,11,476							
74,79,691			Building Repair & Maintenance	21,34,372							
19,43,507			Electricity & Fuel	41,91,837							
45,34,157			Generator Expenses	2,70,315		8,34,289		By	Insurance Claim	2,28,800	
26,320			Staff Recruitment Expenses	18,984							
16,258			Traveling and Conveyance Expenses	11,17,833		60,280		By	Income from Infrastructure Utilization	28,333	
9,05,441			Communication Expenses	11,65,090							
15,67,620			Library Expenses	2,88,940							
2,99,201			Newspaper & Journals	95,285							
65,285			Car Running & maintenance Expenses	5,74,401							
6,27,669			Computer Expenses	1,72,768							
1,07,742			Equipment Repair	3,05,730							
2,52,800			Electric Repair	3,98,298							
2,82,176			Insurance	4,51,102							
3,48,338			Printing & Stationery	1,58,079							
1,51,319			Professional Fees	4,37,382							
2,65,195			Training & Placement	1,67,335							
4,08,159			College Visitors	1,34,494							
1,36,136			Science Lab	1,46,136							
59,460			Fees & Taxes	1,34,013							
93,405			Expenditure on visiting Faculty including remuneration	67,927							
2,000			Water Supply	3,13,435							
4,98,824			Furniture Repair	2,33,326							
1,91,007			Sewerage Treatment Plant Expenses	10,14,837							
10,86,667			Counselling / Admission Expenses	6,04,720							
4,24,141			Examination Expenses	1,23,676							
1,44,706			Garden Maintenance	57,819							
90,211			Legal Expenses	2,28,958							
8,22,121			Merit Scholarship	1,33,092							
78,000			Other Expenses	24,47,450							
12,63,32,599	12,57,904			13,31,43,778							



31/03/2016		EXPENDITURE		31/03/2017		INCOME		31/03/2017	
(Rs.)	(Rs.)	(Rs.)	(Rs.)	(Rs.)	(Rs.)	(Rs.)	(Rs.)	(Rs.)	(Rs.)
		To School Expenses							
2,23,74,208		Salary & Wages	2,33,57,110						
17,51,940		Gratuity	29,76,799						
17,26,520		Contribution to Provident Fund & ESI	19,66,475						
4,84,076		Employees Welfare Expenses	4,69,286						
1,65,355		Building Repair & Maintenance	5,07,185						
18,03,382		Electricity	15,23,512						
14,835		Computer Expenses	12,401						
2,375		Books	12,759						
42,340		Fees & Taxes	45,590						
1,12,022		School Fee Refund	-						
16,33,672		Interest Paid	15,43,836						
6,91,233		Functions	7,52,322						
1,12,301		Insurance	1,34,441						
1,59,216		Printing & Stationery	1,74,473						
50,482		Travelling Expenses	1,19,194						
3,19,54,434	8,30,477	Other Expenses	11,23,480	3,47,18,863					
11,96,315		To Kinder Garten Expenses		14,23,929					
8,98,150		To Miscellaneous Expenses		25,763					
74,95,692		To Depreciation		75,66,888					
1,52,879.00		To Provision for Non-moving / obsolete store							
		To Balance being excess of Income over Expenditure transferred to Balance Sheet		1,38,68,698					
<u>19,41,54,979</u>		Total		<u>19,51,76,396</u>	<u>19,41,54,979</u>	Total		<u>19,51,76,396</u>	

For KOTHARI & COMPANY

Chartered Accountants
ICAI Reg. No. 301178-E

M. Kothari
(Manaswy Kothari)
Partner
Membership No. 64601

Dated: 28 AUG 2017

For The Technological Institute of Textile & Sciences

[Signature]
Chairman

[Signature]
Member
Managing Committee

[Signature]
Hon. Secretary

[Signature]
Director
The Technological Institute of Textile & Sciences
BHWANI

THE TECHNOLOGICAL INSTITUTE OF TEXTILE & SCIENCES
REGD. OFFICE :- 9/1 R.N. MUKHERJEE ROAD, KOLKATA -700091

BALANCE SHEET AS AT 31ST MARCH 2018

31/03/2017 (Rs.)		LIABILITIES		31/03/2018 (Rs.)		31/03/2017 (Rs.)		ASSETS		31/03/2018 (Rs.)	
						32,43,84,196			FIXED ASSETS		32,87,82,223
									(As per 'Schedule A' attached)		
									CURRENT ASSETS, LOANS AND ADVANCES		
									Stock		
						7,69,398	9,22,277 (1,52,879)		Consumable Stores, Spare parts etc.	8,10,413	
									Less : Provision for non-moving / obsolete	(1,52,879)	6,57,534
									Sundry Debtors		
									(Considered Good except where otherwise stated)	1,80,260	
									Less: Provision for Doubtful/		
									Disputed Debts	(1,80,260)	
									Cash and Bank Balances		
									With Scheduled Banks:		
									In Fixed Deposit Account		
									(Includes Receipts deposited		
									Rs.4,25,000/- (Previous year		
									Rs. 4,25,000/-) with Director,		
									Technical Education Haryana,		
									Chandigarh in the name of Registrar		
									M.D. Univ., Rohtak and Receipts of		
									Rs.1,73,25,363/- (Previous Year		
									Rs. 1,82,40,380/-) pledged with bank for		
									current account overdraft facility.)	18,51,05,463	
									In Current Accounts	13,92,660	
									In Post Office Saving Bank		
									Account (Pass Book deposited		
									with Market Committee, Bhiwani)	501	
									Cash & Stamps in hand	1,33,950	18,66,32,774
						16,11,93,325	4,12,301				




Director
The Technological Institute of Textile & Sciences
BHIWANI

31/03/2017 (Rs.)		LIABILITIES		31/03/2018 (Rs.)		31/03/2017 (Rs.)		ASSETS		31/03/2018 (Rs.)	
4,89,73,974	3,90,66,509	Closer Compensation Payment Reserve As per last account	4,89,73,974	5,86,21,046							
	99,07,465	Add: Additions during the year	96,47,072								
		SECURED LOANS							LOANS AND ADVANCES (Considered good, except where otherwise stated)		
		From Uco Bank									
56,03,461		Cash Credit Account (Secured against equitable Mortgage of Land & Building at Bhiwani and Hypothecation of Stocks of Raw materials, Stores and spare parts, Stock-in-trade and in process, Book Debts & receivables)	48,98,424			18,000			Advances against Purchase of Consumable Stores, Spares etc	55,357	
		From HDFC Bank				625			Advance to Staff	19,775	
55,67,132		Current Account Overdraft (Secured Against Fixed Deposits receipts)	8,95,152			31,37,268			Advance to others	8,07,460	
						95,844			Balances with Central Excise Authorities		
						38,38,950			Security Deposits	19,72,427	
4,10,000		DEPOSITS				44,68,175			Fee & Other Amounts Receivable	69,57,945	
		Security Deposit from Agents	25,000			92,29,061			Income-Tax Deducted at Source	1,33,90,011	
5,73,79,878	5,07,59,094	Fixed Deposit from Employees	4,81,03,573	5,34,74,432					Interest Accrued but not Due on Fixed Deposits	41,55,436	
	96,20,784	Add: Interest Accrued on above	53,70,859			44,51,492			Prepaid Expenses	4,89,960	
1,10,601	97,762	Deposit from Employees	1,09,760			5,92,601			Due from Government Department pertaining to College	4,60,060	3,03,08,431
	12,839	Add: Interest Accrued on above	12,074	1,21,834							
	3,54,557	Orphan Scholarship Fund	4,00,649								
4,00,649	46,092	Add: Contribution during the year	44,071	4,44,720							
		Less: Fund Utilised	-								
	6,690	N.M.Jain Scholarship Fund	6,690			2,74,09,791	15,77,755				
6,690	870	Add: Contribution during the year	736	6,690							
	(870)	Less: Fund Utilised	(736)								
2,10,690		Other Fund - contribution from Employee	2,07,960								
5,90,15,509	4,97,011	From Contractors & Others	5,22,811	5,48,03,447							

Director

The Technological Institute of Textile & Sciences
BHIWANI



31/03/2017 (Rs.)		LIABILITIES		31/03/2018 (Rs.)		31/03/2017 (Rs.)		ASSETS		31/03/2018 (Rs.)	
		CURRENT LIABILITIES AND PROVISIONS									
4,20,96,789		Sundry Creditors for Goods, Expenses etc. (Including Provisions)	4,79,55,407								
47,12,428		Other Liabilities	65,78,543								
9,03,998		Provision for Income Tax	9,03,998								
9,90,16,173		Provision for Gratuity	8,43,38,528								
1,05,93,351		Provision for Leave Encashment	99,58,804			25,29,95,943					
2,57,50,394		Sundry Credit Balances pertaining to the College and School	2,60,36,800								
		Refundable Deposits & Caution Money from Students (including ex-student)	1,07,36,800	18,65,08,880		23,91,27,245	(1,38,68,698)				
<u>19,47,23,943</u>	<u>1,16,50,800</u>										
									INCOME & EXPENDITURE ACCOUNT		
									As per last Account	23,91,27,245	
									Less: Excess of Income over Expenses as per attached Income & Expenditure Account	(3,31,53,796)	20,59,73,449
<u>75,28,83,955</u>				<u>75,23,54,411</u>	<u>75,28,83,955</u>						<u>75,23,54,411</u>

Notes on Accounts - As per Schedule 'B' annexed
Notes & Schedules Form an Integral part of Accounts
In the terms of our Report of even date

For KOTHARI & COMPANY
Chartered Accountants
ICAI Reg. No. 301178-E
M Kothari
(Manaswy Kothari)
Partner
Membership No. 64601



Place : Kolkata
Dated : 2nd August 2018

For The Technological Institute of Textile & Sciences

Chairman

Member

Managing Committee

Hon. Secretary

Director
The Technological Institute of Textile & Sciences
BHIWANI

THE TECHNOLOGICAL INSTITUTE OF TEXTILE & SCIENCES
REGD. OFFICE :- 9/1 R.N. MUKHERJEE ROAD, KOLKATA -700001

Schedule 'A' of Fixed Assets attached to and forming part of the Society's Balance Sheet As on 31.03.2018

Description of Assets	Cost/Book Value as at 01/04/2017		Additions /Adjustments during the year		Deductions and/or Adjustments during the year		Balance as at 31/03/2018			Balance as at 31/3/2017		
	Against Govt.Grant/ Subsidies / Donations	Others	Against Govt.Grant/ Subsidies / Donations	Others	Against Govt.Grant/ Subsidies / Donations	Others	Against Govt.Grant/ Subsidies / Donations	Others	Total	Against Govt.Grant/ Subsidies / Donations	Others	Total
	(Rs.)	(Rs.)	(Rs.)	(Rs.)	(Rs.)	(Rs.)	(Rs.)	(Rs.)	(Rs.)	(Rs.)	(Rs.)	(Rs.)
Land	-	91,93,334	-	-	-	-	-	91,93,334	91,93,334	-	91,93,334	91,93,334
Plant & Machinery	4,10,04,739	10,89,95,917	-	5,55,536	-	-	4,10,04,739	10,95,51,453	15,05,56,192	4,10,04,739	10,89,95,917	15,00,00,656
Buildings	13,50,284	8,19,10,333	-	2,70,426	-	-	13,50,284	8,21,80,759	8,35,31,043	13,50,284	8,19,10,333	8,32,60,617
Furniture & Fixtures	3,33,115	2,81,75,623	-	8,42,099	-	-	3,33,115	2,88,17,722	2,91,50,837	3,33,115	2,81,75,623	2,85,08,738
Vehicles	-	39,74,519	-	-	-	-	-	39,74,519	39,74,519	-	39,74,519	39,74,519
Office Equipments	9,47,122	36,58,495	-	7,55,954	-	-	9,47,122	44,14,449	53,61,571	9,47,122	36,58,495	46,05,617
Water Pipe Line	-	67,415	-	-	-	-	-	67,415	67,415	-	67,415	67,415
Tube Well	-	1,16,558	-	-	-	-	-	1,16,558	1,16,558	-	1,16,558	1,16,558
Computer	54,47,856	3,92,08,886	-	20,00,236	-	-	54,47,856	4,12,09,122	4,66,56,978	54,47,856	3,92,08,886	4,46,56,742
Capital Work- in- progress	-	-	-	1,73,776	-	-	-	1,73,776	1,73,776	-	-	-
Total	4,90,83,116	27,53,01,080	-	43,98,027	-	-	4,90,83,116	27,96,99,107	32,87,82,223	4,90,83,116	27,53,01,080	32,43,84,196
Previous Year	4,99,34,435	27,37,74,318	-	61,22,611	8,51,319	45,95,849	4,90,83,116	27,53,01,080	32,43,84,196	4,99,34,435	27,37,74,318	32,37,08,753

In the terms of our Report of even date

For KOTHARI & COMPANY
Chartered Accountants
ICAI Reg. No. 301178-E

M. Kothari

(Manaswy Kothari)
Partner
Membership No. 64601

Place : Kolkata
Dated : 2nd August 2018

For The Technological Institute of Textile & Sciences

[Signature]
Chairman

[Signature]
Member
Managing Committee

[Signature]
Hon. Secretary

[Signature]
Director
The Technological Institute of Textile & Sciences
BHIWANI

THE TECHNOLOGICAL INSTITUTE OF TEXTILE & SCIENCES
REGD. OFFICE :- 9/1 R.N. MUKHERJEE ROAD, KOLKATA -700001

INCOME & EXPENDITURE ACCOUNT FOR THE YEAR ENDED 31ST MARCH 2018

31/03/2017 (Rs.)	EXPENDITURE	31/03/2018 (Rs.)	31/03/2017 (Rs.)	INCOME	31/03/2018 (Rs.)
	To Opening Stock			By Sales	
7,180	Waste	-		Finished Goods	-
7,180	Goods under process	-	23,77,669	Sale of Waste	6,47,306
			23,77,669	Less: Excise Duty	-
5,91,041	To Power and Fuel Expenses	5,51,747			6,47,306
	To <u>Payments to and Provisions for Employees</u>		12,29,00,421	By College Fees	12,61,06,092
19,91,140	Salary, Wages, Bonus and Ex-gratia	20,77,769			
2,09,641	Contribution to Provident and Family Pension Funds and Employees State Insurance-	1,50,605	2,48,538	By Rent & Accommodation Charges	3,25,313
	Gratuity	28,42,236	(41,440)	Less: Paid	(41,440)
32,79,872	Employees' Welfare Expenses	11,658	649	By Electricity Charges received	1,43,258
				Less: Paid	(1,01,724)
81,642	To Rates and Taxes	1,31,190			41,534
1,92,751	To Insurance	1,82,309	1,76,71,279	By Grants for School (On cash basis)	82,44,963
2,50,208	To Interest Paid	2,13,722	17,30,775	By Kinder Garten Fees	20,66,030
25,783	To Travelling and Conveyance	-	2,68,76,834	By Fees for Educational Activities	2,70,97,997
			2,04,83,975	By Income from Technical & Consultancy Services (Net)	3,00,00,000



Director
The Technological Institute of Textile & Sciences
BHIWANI

31/03/2017		EXPENDITURE	31/03/2018		INCOME		31/03/2018	
(Rs.)	(Rs.)		(Rs.)	(Rs.)	(Rs.)	(Rs.)	(Rs.)	(Rs.)
		To College Expenses						
8,30,51,419		Salary, Wages and Leave encashment	8,16,07,948					
1,15,59,965		Gratuity	64,57,916	1,064	By	Miscellaneous Receipts		47,662
		Contribution to Provident Fund, Family Pension Funds & ESI	1,04,85,466					
1,00,26,244		Employees Welfare Expenses	19,61,333					
20,34,026		House Keeping	29,42,640					
24,73,014		Interest Paid	46,99,038	20,36,850	By	Interest Received		20,04,429
64,11,476		Building Repair & Maintenance	21,88,411					
21,34,372		Electricity & Fuel	33,87,530					
41,91,837		Generator Expenses	1,76,312					
2,70,315		Staff Recruitment Expenses	1,03,022	5,91,209	By	Unclaimed Balances and Unspent Liabilities Written Back		3,72,839
18,984		Travelling and Conveyance Expenses	12,27,876					
11,17,833		Communication Expenses	13,47,041					
11,65,090		Library Expenses	2,02,860					
2,88,940		Newspaper & Journals	1,49,282	2,28,800	By	Insurance Claim		-
95,285		Car Running & maintenance Expenses	8,74,405					
5,74,401		Computer Expenses	2,50,724	28,333	By	Income from Infrastructure Utilization		-
1,72,768		Equipment Repair	1,84,767					
3,05,730		Electric Repair	5,69,777					
3,98,298		Insurance	4,62,057	-	By	Sample Development & Testing Charges		1,900
4,51,102		Printing & Stationery	1,99,550					
1,58,079		Professional Fees	4,63,970	-	By	Financial Assistance for Educational Purposes		25,00,000
4,37,382		Training & Placement	6,09,467					
1,67,335		College Visitors	1,30,500					
1,34,494		Science Lab	1,57,778	-	By	Gratuity Provision written back		1,46,77,645
1,46,136		Fees & Taxes	3,06,186					
1,34,013		Expenditure on visiting Faculty including remuneration	49,000	-	By	Leave Provision written back		6,34,547
67,927		Water Supply	2,55,426					
3,13,435		Furniture Repair	1,02,853					
2,33,326		Sewerage Treatment Plant Expenses	9,64,893					
10,14,837		Counselling / Admission Expenses	19,20,280					
6,04,720		Examination Expenses	1,63,703					
1,23,676		Garden Maintenance	59,174					
57,819		Legal Expenses	13,27,330					
2,28,958		Merit Scholarship	95,000					
1,33,092		Other Expenses	28,19,719	12,89,03,234				
13,31,43,778	24,47,450							
		To Depreciation		77,27,516				
75,66,888								
		Sundry Balances Adjusted		65,423				




Director
 The Technological Institute of Textile & Sciences
 BHIWANI

31/03/2017 (Rs.)	(Rs.)	EXPENDITURE	(Rs.)	31/03/2018 (Rs.)	31/03/2017 (Rs.)	(Rs.)	INCOME	(Rs.)	31/03/2018 (Rs.)
		To School Expenses							
2,33,57,110		Salary & Wages	2,58,34,416						
29,76,799		Gratuity	27,07,408						
19,66,475		Contribution to Provident Fund & ESI	22,76,499						
4,69,286		Employees Welfare Expenses	4,43,775						
5,07,185		Building Repair & Maintenance	6,74,522						
15,23,512		Electricity & Fuel	14,14,014						
12,401		Computer Expenses	10,677						
12,759		Books	-						
45,590		Fees & Taxes	45,590						
15,43,836		Interest Paid	12,81,785						
7,52,322		Functions	7,80,599						
1,34,441		Insurance	1,56,980						
1,74,473		Printing & Stationery	2,79,477						
1,19,194		Travelling Expenses	1,53,714						
12,864		Garden Maintenance	41,095						
1,53,864		Examination Expenses	84,932						
94,865		Electric Repair	78,585						
99,475		Legal Expenses	77,880						
6,421		Furniture Repair	48,023						
3,47,18,863	7,55,991	Other Expenses	6,79,590	3,70,69,559					
14,23,929		To Kinder Garten Expenses		16,42,965					
25,763		To Miscellaneous Expenses		3,088					
		To Balance being excess of Income over Expenditure transferred to Balance Sheet		3,31,53,796					
		Total		21,47,26,817			Total		21,47,26,817
<u>19,51,76,396</u>				<u>19,51,76,396</u>					

For KOTHARI & COMPANY
Chartered Accountants
ICAI Reg. No. 301178-E

M. Kothari
(Manaswy Kothari)
Partner
Membership No. 64601

Dated : 2nd August 2018



For The Technological Institute of Textile & Sciences

[Signature]
Chairman

[Signature]
Member
Managing Committee

[Signature]
Hon. Secretary

[Signature]
Director
The Technological Institute of Textile & Sciences
BHIWANI

THE TECHNOLOGICAL INSTITUTE OF TEXTILE & SCIENCES
REGD. OFFICE :- 9/1 R.N. MUKHERJEE ROAD, KOLKATA -700001

BALANCE SHEET AS AT 31st MARCH 2019

31/03/2018 (Rs.)	(Rs.)	LIABILITIES	(Rs.)	31/03/2019 (Rs.)	31/03/2018 (Rs.)	(Rs.)	ASSETS	(Rs.)	31/03/2019 (Rs.)
		RESERVES & SURPLUS			326,792,223		FIXED ASSETS (As per 'Schedule A' attached)		332,446,157
		Capital Reserve					CURRENT ASSETS, LOANS AND ADVANCES		
	9,121,842	(i) On Revaluation of Land As per last account	9,121,842				Stock		
		(ii) On Sale of Fixed Assets (being net excess of Sale proceeds over depreciated book value)			657,534	810,413 (152,879)	Consumable Stores, Spare parts etc. Less : Provision for non-moving / obsolete	835,091 (152,879)	682,212
	118,524,364	As per last account	118,524,364				Sundry Debtors		
	-	Add: Additions during the year	3,410,000			180,260	{Considered Good except where otherwise stated}	4,945,260	
	118,524,364	Less : Deletions during the year	-	121,934,364		(180,260)	Less: Provision for Doubtful/ Disputed Debt	(180,260)	4,765,000
	5,052,556	(iii) On Acquisition of Land by Govt. Of Haryana	5,052,556				Cash and Bank Balances		
		Reserve against Govt. Grants & Subsidy towards Non-recurring Expenditure (Utilised as per contra)					With Scheduled Banks:		
	48,529,815	As per last account	48,529,815				In Fixed Deposit Account		
	-	Add: Additions during the year	437,813	47,807,628			(Includes Receipts deposited Rs. 4,63,875/- (Previous year Rs. 4,50,203/-) with Director, Technical Education Haryana, Chandigarh in the name of Registrar M.D. Univ., Rohtak and Receipts of Rs. 1,83,61,348/- (Previous Year Rs. 1,73,25,363/-) pledged with bank for current account overdraft facility.)	185,685,841	
	48,529,815	Less : Adjustment during the year	(1,180,000)			1,392,860	In Current Accounts	1,076,446	
		Reserve against Donations towards Non-recurring Expenditure (Utilised as per Contra)					In Post Office Saving Bank Account (Pass Book deposited with Market Committee, Bhowani)	501	
	553,391	As per last account	553,391			501			
		Reserve against Donations for Education Purposes As per last account							
	17,500,000	As per last account	17,500,000						
		Depreciation Reserve							
	239,618,058	As per last account	247,345,574						
	-	Add: Depreciation on Fixed Assets during the year	7,936,375	453,429,217					
	446,627,452	Less : Deletion during the year	(3,652,423)						
	247,345,574								
		Closer Compensation Payment Reserve							
	48,973,974	As per last account	58,621,046						
	58,621,046	Add: Additions during the year	10,499,959	69,121,005					
	9,847,072								
		SECURED LOANS							
		From Uco Bank							
		Cash Credit Account (Secured against equitable Mortgage of Land & Building at Bhowani and Hypothecation of Stocks of Raw materials, Stores and spare parts, Stock-in-trade and in process, Book Debts & receivables)		5,094,079		55,357	Advances against Purchase of Consumable Stores, Spares etc		
	4,896,424					19,775	Advance to Staff	26,969	
		From HDFC Bank				307,460	Advance to others	349,252	
	896,162	Current Account Overdraft (Secured Against Fixed Deposits receipts)	2,996,235			1,972,427	Security Deposits	1,972,427	
		From HDFC Bank Ltd. (Secured Against hypothication of School Bus)		931,147					

Director
The Technological Institute of Textile & Sciences
BHOWANI



31/03/2018 (Rs.)	(Rs.)	LIABILITIES	(Rs.)	31/03/2019 (Rs.)	31/03/2018 (Rs.)	(Rs.)	ASSETS	(Rs.)	31/03/2019 (Rs.)
	25,060	DEPOSITS				8,957,045	Fee & Other Amounts Receivable	11,081,067	
		Security Deposit from Agents							
		48,163,573 Fixed Deposit from Employees	45,163,710			13,390,011	Income-Tax Deducted at Source	15,105,948	
53,474,432	5,370,859	Add: Interest Accrued on above	4,529,728	49,698,438					
	121,054	109,760 Deposit from Employees	121,834				Interest Accrued but not Due on Fixed Deposits	4,741,702	
		12,074 Add: Interest Accrued on above	211	122,045		4,155,426			
	444,720	400,649 Orphic Scholarship Fund	444,720			489,060	Prepaid Expenses	639,709	
		44,071 Add: Contribution during the year	44,472						
		- Less: Fund Utilised	-	480,192					
	6,690	6,690 N.M.Jain Scholarship Fund	6,690						
		738 Add: Contribution during the year	699		30,308,431	460,060	Due from Government Department pertaining to College	136,435	34,053,510
		(736) Less: Fund Utilised	(1,359)	6,000					
	207,860	Other Fund - contribution from Employee	176,287						
54,003,447	522,811	From Contractors & Others	521,811	51,013,573					
		CURRENT LIABILITIES AND PROVISIONS							
	47,955,407	Sundry Creditors for Goods, Expenses etc. (Including Provisions)	45,075,739						
	6,578,543	Other Liabilities	5,602,498						
	903,998	Provision for Income Tax	903,898						
	84,333,528	Provision for Gratuity	80,122,464						
	9,958,804	Provision for Leave Encashment	10,153,329				INCOME & EXPENDITURE ACCOUNT		
	28,038,800	Sundry Credit Balances pertaining to the College and School	27,785,354			239,127,245	As per last Account	205,973,449	
		Refundable Deposits & Caution Money from Students (including ex-student)	10,684,145	180,327,526					
	186,508,880		10,684,145	180,327,526	205,973,449	(33,153,796)	Less: Excess of Income over Expenses as per attached Income & Expenditure Account	(2,008,440)	203,965,009
	752,354,411			762,912,322		752,354,411			762,912,022

Notes on Accounts - As per Schedule 'B' annexed
Notes & Schedules Form an Integral part of Accounts

In the terms of our Report of even date.

For KOTHARI & COMPANY
Chartered Accountants
ICAI Reg. No. 301178-E

M. Kothari
(Manaswaj Kothari)
Partner
Membership No. 64601



Place: Kolkata
Dated: 17 SEP 2019

For The Technological Institute of Textile & Sciences

Chairman

Member
Managing Committee

Hon. Secretary

Director
The Technological Institute of Textile & Sciences
BHIWANI

THE TECHNOLOGICAL INSTITUTE OF TEXTILE & SCIENCES
REGD. OFFICE :- 9/1 R.N. MUKHERJEE ROAD, KOLKATA -700001

Schedule 'A' of Fixed Assets attached to and forming part of the Society's Balance Sheet As on 31.03.2019

Description of Assets	Cost/Book Value as at 01/04/2018		Additions /Adjustments during the year		Deductions and/or Adjustments during the year		Balance as at 31/03/2019			Balance as at 31/3/2018		
	Against Govt.Grant/ Subsidies / Donations	Others	Against Govt.Grant/ Subsidies / Donations	Others	Against Govt.Grant/ Subsidies / Donations	Others	Against Govt.Grant/ Subsidies / Donations	Others	Total	Against Govt.Grant/ Subsidies / Donations	Others	Total
	(Rs.)	(Rs.)	(Rs.)	(Rs.)	(Rs.)	(Rs.)	(Rs.)	(Rs.)	(Rs.)	(Rs.)	(Rs.)	(Rs.)
Land	-	9,193,334	-	-	-	-	-	9,193,334	9,193,334	-	9,193,334	9,193,334
Plant & Machinery	41,004,739	109,551,453	-	243,779	1,160,000	2,692,423	39,844,739	107,102,609	146,947,548	41,004,739	109,551,453	150,556,192
Buildings	1,350,284	82,180,759	-	38,250	-	-	1,350,284	82,219,009	83,569,293	1,350,284	82,180,759	83,531,043
Furniture & Fixtures	333,115	28,817,722	164,093	3,791,220	-	-	497,208	32,608,942	33,106,150	333,115	28,817,722	29,150,837
Vehicles	-	3,974,519	-	1,380,000	-	-	-	5,354,519	5,354,519	-	3,974,519	3,974,519
Office Equipments	947,122	4,414,449	-	204,849	-	-	947,122	4,619,298	5,566,420	947,122	4,414,449	5,361,571
Water Pipe Line	-	67,415	-	-	-	-	-	67,415	67,415	-	67,415	67,415
Tube Well	-	116,558	-	-	-	-	-	116,558	116,558	-	116,558	116,558
Computer	5,447,856	41,209,122	273,720	1,594,222	-	-	5,721,576	42,803,344	48,524,920	5,447,856	41,209,122	46,656,978
Capital Work- in- progress	-	173,776	-	-	-	173,776	-	-	-	-	173,776	173,776
Total	49,083,116	279,699,107	437,813	7,252,320	1,160,000	2,866,199	48,360,929	284,085,228	332,446,157	49,083,116	279,699,107	328,782,223
Previous Year	49,083,116	275,301,080	-	4,398,027	-	-	49,083,116	279,699,107	328,782,223	49,083,116	275,301,080	324,384,196

In the terms of our Report of even date

For KOTHARI & COMPANY
Chartered Accountants
ICAI Reg. No. 301178-E

M Kothari
(Manaswy Kothari)
Partner
Membership No. 64601

Place : Kolkata
Dated : 17 SEP 2019



For The Technological Institute of Textile & Sciences

Chairman

Member
Managing Committee

Hon. Secretary

Director
The Technological Institute of Textile & Sciences
BHIWANI

THE TECHNOLOGICAL INSTITUTE OF TEXTILE & SCIENCES
REGD. OFFICE :- 9/1 R.N. MUKHERJEE ROAD, KOLKATA -700001

INCOME & EXPENDITURE ACCOUNT FOR THE YEAR ENDED 31ST MARCH 2019

<u>EXPENDITURE</u>				<u>INCOME</u>			
31/03/2018 (Rs.)	(Rs.)		31/03/2018 (Rs.)	31/03/2018 (Rs.)	(Rs.)		31/03/2018 (Rs.)
		Opening Stock				By Sales	
	To	Waste				Finished Goods	
		Goods under process			647,306	Sale of Waste	45,226
					647,306	Less: Excise Duty	45,226
551,747	To	Power and Fuel Expenses	566,453	647,306			45,226
	To	Payments to and Provisions for Employees		126,106,092	By	College Fees	126,562,337
	2,077,769	Salary, Wages, Bonus and Ex-gratia	1,279,050				
		Contribution to Provident and Family Pension Funds and Employees State Insurance	108,874	283,873	329,313 (41,440)	By Rent & Accommodation Charges Less: Paid	272,792 (41,440)
	2,842,236	Gratuity	373,702				231,352
5,982,263	11,658	Employees' Welfare Expenses	39,027	41,534	143,258 (101,724)	By Electricity Charges received Less: Paid	-
131,190	To	Rates and Taxes	42,300				
182,309	To	Insurance	91,077	8,244,963	By	Grants for School (On cash basis)	4,881,942
213,722	To	Interest Paid	89,581	2,066,030	By	Kinder Garden Fees	2,123,455
	To	Electricity Charges paid Less: Received	164,167 (340)	27,097,997	By	Fees for Educational Activities	29,452,050
			163,821	30,000,000	By	Income from Technical & Consultancy Services	4,000,000

Director
The Technological Institute of Textile & Sciences
BHIWANI



31/03/2018		EXPENDITURE		31/03/2019		INCOME		31/03/2019	
(Rs.)	(Rs.)	(Rs.)	(Rs.)	(Rs.)	(Rs.)	(Rs.)	(Rs.)	(Rs.)	(Rs.)
	To	College Expenses							
		Salary, Wages and Leave encashment	85,347,199						
		Gratuity	957,842		47,662	By	Miscellaneous Receipts		
		Contribution to Provident Fund, Family Pension Funds & ESI	10,285,688						
		Employees Welfare Expenses	1,962,237						
		House Keeping	2,557,767						
		Interest Paid	4,088,423		2,004,429	By	Interest Received	2,288,790	
		Building Repair & Maintenance	1,948,026						
		Electricity & Fuel	4,163,613						
		Generator Expenses	394,095						
		Staff Recruitment Expenses	16,300		372,639	By	Unclaimed Balances and Unspent Liabilities Written Back	3,799,246	
		Travelling and Conveyance Expenses	843,207						
		Communication Expenses	1,204,286						
		Library Expenses	96,421						
		Newspaper & Journals	107,687						
		Car Running & maintenance Expenses	1,020,038						
		Computer Expenses	113,572						
		Equipment Repair	118,771						
		Electric Repair	379,675						
		Insurance	513,301		1,900	By	Sample Development & Testing Charges	2,100	
		Printing & Stationery	150,757						
		Professional Fees	602,662		2,500,000	By	Financial Assistance for Educational Purposes		
		Training & Placement	1,121,208						
		College Visitors	63,054						
		Science Lab	150,988		14,677,645	By	Gratuity Provision written back		
		Fees & Taxes	1,451,322						
		Expenditure on visiting Faculty including remuneration	129,720		634,547	By	Leave Provision written back		
		Water Supply	341,383						
		Furniture Repair	174,109						
		Sewerage Treatment Plant Expenses	925,582						
		Counselling / Admission Expenses	1,136,206						
		Examination Expenses	146,174						
		Garden Maintenance	78,270						
		Legal Expenses	895,646						
		Ment Scholarship	86,000						
		Platinum Jubilee Exp	1,220,966						
128,803,234	2,819,719	Other Expenses	2,960,421	127,750,505					
7,727,516	To	Depreciation	7,966,376						
65,423		Sundry Balances written off	308,345						



Director
The Technological Institute of Textile & Sciences
BHWANI



31/03/2019		EXPENDITURE		31/03/2019		INCOME		31/03/2019	
(Rs.)	(Rs.)	(Rs.)	(Rs.)	(Rs.)	(Rs.)	(Rs.)	(Rs.)	(Rs.)	(Rs.)
	To	School Expenses							
	25,834,416	Salary & Wages	21,634,677						
	2,707,406	Gratuity	1,361,123						
	2,276,499	Contribution to Provident Fund & ESI	2,649,971						
	443,775	Employees Welfare Expenses	242,223						
	674,522	Building Repair & Maintenance	465,611						
	1,414,014	Electricity & Fuel	735,684						
	10,677	Computer Expenses	16,924						
	-	Books	15,929						
	45,690	Fees & Taxes	144,478						
	1,281,785	Interest Paid	1,021,166						
	780,599	Functions	913,098						
	156,980	Insurance	85,620						
	279,477	Printing & Stationery	350,921						
	153,714	Traveling Expenses	63,492						
	41,085	Garden Maintenance	1,441						
	84,932	Examination Expenses	120,746						
	78,585	Electric Repair	101,666						
	77,860	Legal Expenses	-						
	48,023	Furniture Repair	30,124						
37,069,659	679,690	Other Expenses	925,683	30,800,431					
1,642,965	To	Kinder Garten Expenses		1,726,466					
3,088	To	Miscellaneous Expenses							
33,153,796	To	Balance being excess of Income over Expenditure transferred to Balance Sheet		2,008,440					
214,726,817		Total		173,396,498	214,726,817	Total		173,396,498	

For KOTHARI & COMPANY
Chartered Accountants
ICAI Reg. No. 301178-E

M. Kothari
(Manaswy Kothari)
Partner
Membership No. 64601



Dated: 7 SEP 2019

For The Technological Institute of Textile & Sciences

Chairman

Member
Managing Committee

Hon. Secretary

Director
The Technological Institute of Textile & Sciences
BHIWANI

THE TECHNOLOGICAL INSTITUTE OF TEXTILE & SCIENCES

REGD. OFFICE :- 9/1 R.N. MUKHERJEE ROAD, KOLKATA - 700001

BALANCE SHEET AS AT 31st MARCH 2020

31/03/2019 (Rs.)	(Rs.)	LIABILITIES	(Rs.)	31/03/2020 (Rs.)	31/03/2019 (Rs.)	(Rs.)	ASSETS	(Rs.)	31/03/2020 (Rs.)
		RESERVES & SURPLUS			33,24,46,157		FIXED ASSETS (As per 'Schedule A' attached)		33,93,92,552
		Capital Reserve					CURRENT ASSETS, LOANS AND ADVANCES		
	91,21,842	(i) On Revaluation of Land As per last account	91,21,842				Stock		
		(ii) On Sale of Fixed Assets (being net excess of Sale proceeds over depreciated book value)			6,82,212	8,35,091 (1,52,879)	Consumable Stores, Spare parts etc. Less : Provision for non-moving / obsolete	8,29,260 (1,52,879)	6,76,381
		As per last account	12,19,34,364						
	12,19,34,364	Add: Additions during the year	27,00,000						
		Less : Deletions during the year	-						
	50,52,558	(iii) On Acquisition of Land by Govt. Of Haryana	50,52,558				Sundry Debtors		
		Reserve against Govt. Grants & Subsidy towards Non-recurring Expenditure (Utilised as per central)			49,45,299		(Considered Good except where otherwise stated) Less: Provision for Doubtful/ Disputed Debts	51,43,310 (1,80,266)	49,63,050
		As per last account	4,78,07,628		47,65,006	(1,60,266)			
	4,78,07,628	Add: Additions during the year	-				Cash and Bank Balances		
		Less : Adjustment during the year	-				With Scheduled Banks:		
	5,53,301	Reserve against Donations towards Non-recurring Expenditure (Utilised as per Centre)	5,53,301				In Fixed Deposit Account (Includes Receipts deposited Rs 4,83,379/- (Previous year Rs. 4,83,875/-) with Director, Technical Education Haryana, Chandigarh in the name of Registrar M.D. Univ., Rohtak and Receipts of Rs 1,50,00,000/- (Previous Year Rs. 1,83,61,348/-) pledged with bank for current account overdraft facility.)	18,37,17,967	
		Reserve against Donations for Education Purposes As per last account	1,75,00,000				In Current Accounts	24,28,922	
		Depreciation Reserve					In Post Office Saving Bank Account (Pass Book deposited with Market Committee, Bhiwani)	501	
		As per last account	25,14,59,526						
		Add: Depreciation on Fixed Assets during the year	74,24,450						
	45,34,29,217	Less : Deletion during the year	(2,36,574)	25,86,47,402	46,33,17,093				
	25,14,59,529								
		Closer Compensation Payment Reserve							
		As per last account	8,91,21,005		18,70,00,933	2,37,145	Cash & Stamps in hand	1,45,094	19,62,92,484
	6,91,21,005	Add: Additions during the year	1,14,59,277	8,05,80,282					
							LOANS AND ADVANCES (Considered good, except where otherwise stated)		
		SECURED LOANS							
		From Uco Bank					26,569	Advance to Staff	79,469
		Cash Credit Account (Secured against equitable Mortgage of Land & Building at Bhiwani and Hypothecation of Stocks of Raw materials, Stores and spare parts, Stock-in-trade and in process, Book Debts & receivables)	53,34,979				3,49,252	Advance to others	3,85,829
	50,84,070						19,72,427	Security Deposits	10,69,254
		From HDFC Bank					1,10,81,087	Fee & Other Amounts Receivable	1,79,16,818
		Current Account Overdraft (Secured Against Fixed Deposits receipts)	2,76,413				1,51,05,948	Income-Tax Deducted at Source	41,28,104
	29,96,285								


Director
The Technological Institute of Textile & Sciences
BHIWANI



31/03/2019 (Rs.)		LIABILITIES		31/03/2020 (Rs.)		31/03/2019 (Rs.)		ASSETS		31/03/2020 (Rs.)	
9,31,147			From HDFC Bank Ltd. (Secured Against hypothication of School Bus)	17,29,521							
			DEPOSITS			47,41,702		Interest Accrued but not Due on Fixed Deposits		44,51,114	
4,96,98,438	4,51,69,710	4,28,25,488	Fixed Deposit from Employees	4,89,87,497		5,39,709		Prepaid Expenses		8,32,733	
	45,29,728	41,61,011	Add: Interest Accrued on above					Due from Government Department pertaining to College		3,72,657	2,90,35,778
1,22,045	1,21,804	1,22,045	Deposit from Employees	1,22,277		3,40,53,510	1,26,436				
	211	232	Add: Interest Accrued on above								
	4,44,720	4,89,192	Orphic Scholarship Fund	5,38,111							
	44,472	46,919	Add: Contribution during the year								
4,89,192	-	-	Less: Fund Utilised								
	6,890	5,000	N.M Jain Scholarship Fund	5,000							
	859	800	Add: Contribution during the year	5,000							
8,000	(1,359)	(600)	Less: Fund Utilised								
1,76,287		1,62,389	Other Fund - contribution from Employee	1,62,389							
5,10,13,573	5,21,611	5,15,461	From Contractors & Others	4,83,51,734							
			CURRENT LIABILITIES AND PROVISIONS					INCOME & EXPENDITURE ACCOUNT			
4,50,75,739		4,54,89,041	Sundry Creditors for Goods, Expenses etc. (Including Provisions)					As per last Account		20,39,65,009	
59,02,498		40,28,976	Other Liabilities	9,03,998		20,59,73,449		Less: Excess of Income over Expenses as per attached Income & Expenditure Account			
9,03,698		9,03,998	Provision for Income Tax	6,42,81,898				(20,08,440)			
8,01,22,484		1,10,65,736	Provision for Gratuity	3,03,63,990				Add: Excess of Expenses over Income as per attached Income & Expenditure Account		1,17,59,339	21,57,24,348
1,01,53,329		1,03,70,145	Provision for Leave Encashment	18,65,03,571		20,39,65,009					
2,77,85,354		1,03,70,145	Sundry Credit Balances pertaining to the College and School								
18,03,27,526	1,00,84,145	1,03,70,145	Refundable Deposits & Caution Money from Students (including ex-student)								
<u>76,29,12,822</u>		<u>76,29,12,822</u>									<u>76,60,84,583</u>

Notes on Accounts - As per Schedule 'B' annexed
Notes & Schedules Form an Integral part of Accounts

In the terms of our Report of even date

For KOTHARI & COMPANY
Chartered Accountants
ICAI Reg. No. 301178-E

M. Kothari
(Manaswy Kothari)
Partner
Membership No. 64601

Place : Kolkata
Dated : 12 NOV 2020



For The Technological Institute of Textile & Sciences
Chairman

Member
Managing Committee

Secretary

Director

The Technological Institute of Textile & Sciences
BHIWANI

THE TECHNOLOGICAL INSTITUTE OF TEXTILE & SCIENCES

REGD. OFFICE :- 9/1 R.N. MUKHERJEE ROAD, KOLKATA -700001

Schedule 'A' of Fixed Assets attached to and forming part of the Society's Balance Sheet As on 31.03.2020

Description of Assets	Cost/Book Value as at 01/04/2019		Additions /Adjustments during the year		Deductions and/or Adjustments during the year		Balance as at 31/03/2020			Balance as at 31/3/2019		
	Against Govt. Grant/ Subsidies / Donations	Others	Against Govt. Grant/ Subsidies / Donations	Others	Against Govt. Grant/ Subsidies / Donations	Others	Against Govt. Grant/ Subsidies / Donations	Others	Total	Against Govt. Grant/ Subsidies / Donations	Others	Total
	(Rs.)	(Rs.)	(Rs.)	(Rs.)	(Rs.)	(Rs.)	(Rs.)	(Rs.)	(Rs.)	(Rs.)	(Rs.)	(Rs.)
Land	-	91,93,334	-	-	-	-	-	91,93,334	91,93,334	-	91,93,334	91,93,334
Plant & Machinery	3,98,44,739	10,71,02,809	-	1,13,261	-	2,36,574	3,98,44,739	10,69,79,496	14,68,24,235	3,98,44,739	10,71,02,809	14,69,47,548
Buildings	13,50,284	8,22,19,009	-	19,295	-	-	13,50,284	8,22,37,304	8,35,87,588	13,50,284	8,22,19,009	8,35,69,293
Furniture & Fixtures	4,97,208	3,26,08,942	-	8,93,244	-	-	4,97,208	3,35,02,165	3,39,99,394	4,97,208	3,26,08,942	3,31,06,150
Vehicles	-	53,54,519	-	14,70,000	-	-	-	68,24,519	68,24,519	-	53,54,519	53,54,519
Office Equipments	9,47,122	46,19,298	-	3,29,942	-	-	9,47,122	49,43,240	58,90,362	9,47,122	46,19,298	55,66,420
Water Pipe Line	-	67,415	-	-	-	-	-	67,415	67,415	-	67,415	67,415
Tube Well	-	1,16,558	-	-	-	-	-	1,16,558	1,16,558	-	1,16,558	1,16,558
Computer	57,21,576	4,28,03,344	-	37,65,723	-	-	57,21,576	4,65,69,067	5,22,90,643	57,21,576	4,28,03,344	4,85,24,920
Capital Work- in- progress	-	-	-	5,98,504	-	-	-	5,98,504	5,98,504	-	-	-
Total	4,83,60,929	28,40,85,228	-	71,82,969	-	2,36,574	4,83,60,929	29,10,31,623	33,93,92,552	4,83,60,929	28,40,85,228	33,24,46,157
Previous Year	4,90,83,116	27,96,99,107	4,37,813	72,52,320	11,60,000	28,65,198	4,83,60,929	29,40,85,228	33,24,46,157	4,90,83,116	27,96,99,107	32,87,82,223

In the terms of our Report of even date

For KOTHARI & COMPANY
Chartered Accountants
ICAI Reg. No. 301178-E

M Kothari
(Manaswy Kothari)
Partner
Membership No. 64601



Place : Kolkata
Dated :

12 NOV 2020

For The Technological Institute of Textile & Sciences

Harjivans Khastha
Chairman

J. Sengul
Member
Managing Committee

Tommy
Secretary

Tommy
Director
The Technological Institute of Textile & Sciences
BHIWANI

THE TECHNOLOGICAL INSTITUTE OF TEXTILE & SCIENCES

REGD. OFFICE :- 9/1 R.N. MUKHERJEE ROAD, KOLKATA - 700001


INCOME & EXPENDITURE ACCOUNT FOR THE YEAR ENDED 31ST MARCH 2020

31/03/2019 (Rs.)	(Rs.)	EXPENDITURE	(Rs.)	31/03/2020 (Rs.)	31/03/2019 (Rs.)	(Rs.)	INCOME	(Rs.)	31/03/2020 (Rs.)
		<u>Opening Stock</u>					By Sales		
		To					Finished Goods		
		Waste							
		Goods under process							
							45,226		
							45,226		
5,63,453		To Power and Fuel Expenses		5,76,725	45,226				
		To <u>Payments to and Provisions</u>							
		<u>for Employees</u>							
	12,79,050	Salary, Wages, Bonus and Ex-gratia	11,85,942		12,65,62,337		By College Fees		12,03,18,014
		Contribution to Provident and Family Pension Funds and Employees							
	1,08,874	State Insurance	98,400			2,72,792	By Rent & Accommodation Charges	2,58,780	
	3,73,702	Gratuity	24,61,750			(41,440)	Less: Paid	(41,440)	2,17,340
18,00,653	39,027	Employees' Welfare Expenses	26,505	37,72,597	48,81,942		By Grants for School (On cash basis)		
		To Rates and Taxes		1,91,347			By Kinder Garten Fees		29,54,215
42,300		To Insurance		97,696	21,23,455		By Fees for Educational Activities		3,20,04,035
91,077		To Interest Paid		81,562	2,94,52,050		By Income from Technical & Consultancy Services		
89,581		To Electricity Charges paid	20,594		40,00,000		By Interest Received		37,70,055
	1,64,167	Less: Received	(542)	20,052	22,95,790		By Sample Development & Testing Charges		2,200
1,63,921	(346)				2,100				


Director
The Technological Institute of Textile & Sciences
BHIWANI



31/03/2019		EXPENDITURE		31/03/2020		INCOME		31/03/2020	
(Rs.)	(Rs.)	(Rs.)	(Rs.)	(Rs.)	(Rs.)	(Rs.)	(Rs.)	(Rs.)	(Rs.)
		To College Expenses							
8,53,47,199		Salary, Wages and Leave encashment	8,31,37,302			37,99,246	By Unclaimed Balances and Unsettled Liabilities Written Back	8,97,532	
9,57,942		Gratuity	64,40,875						
		Contribution to Provident Fund, Family Pension Funds & ESI	1,01,76,945						
1,02,65,088		Employees Welfare Expenses	20,05,676						
19,62,237		House Keeping	27,63,804				By Gratuity Provision written back	27,61,434	
25,57,767		Interest Paid	40,43,143						
40,88,423		Building Repair & Maintenance	17,17,960						
19,48,028		Electricity & Fuel	37,36,256				By Misc. Income	22,339	
41,83,613		Generator Expenses	3,71,550						
3,94,095		Staff Recruitment Expenses	1,76,144						
15,300		Travelling and Conveyance Expenses	11,82,184						
8,43,207		Communication Expenses	7,82,133						
12,04,285		Library Expenses	75,458						
95,421		Newspaper & Journals	1,65,878						
1,07,637		Car Running & maintenance Expenses	8,70,817						
10,20,036		Computer Expenses	4,34,824						
1,13,572		Equipment Repair	2,30,947						
1,18,771		Electric Repair	2,60,755						
3,79,675		Insurance	1,52,130						
5,13,301		Printing & Stationery	1,63,759						
1,50,757		Professional Fees	7,28,454						
6,02,662		Training & Placement	7,42,912						
11,21,208		College Visitors	63,669						
63,054		Science Lab	88,922						
1,58,958		Fees & Taxes	5,90,506						
14,51,322		Expenditure on visiting Faculty including remuneration	1,16,390						
1,20,720		Water Supply	5,36,139						
3,41,393		Furniture Repair	1,30,643						
1,74,109		Sewerage Treatment Plant Expenses	7,86,278						
9,25,582		Counselling / Admission Expenses	17,38,741						
11,35,208		Examination Expenses	1,27,801						
1,45,174		Garden Maintenance	49,560						
79,270		Legal Expenses	10,59,983						
8,66,646		Merit Scholarship	65,000						
86,000		Platinum Jubilee Exp	-						
12,20,856		Accreditation Expenses	5,90,050						
5,31,000		Meeting & Seminar Expenses	1,03,784						
12,025		Continuation & Approval Fee	3,41,647						
4,18,000		Postage Expenses	66,220						
49,214		Faculty Development Exp.	49,745						
43,498		Other Expenses	22,59,135						
12,77,50,505	19,06,684			12,91,06,948					
3,08,345		To Sundry Balances written off		1,26,371					


Director
The Technological Institute of Textile & Sciences
BHWANI



31/03/2019 (Rs.)		EXPENDITURE	(Rs.)	31/03/2020 (Rs.)	31/03/2019 (Rs.)		INCOME	(Rs.)	31/03/2020 (Rs.)
		To School Expenses							
2,19,34,577		Salary & Wages	1,97,51,456						
13,61,123		Gratuity	24,07,614						
26,49,971		Contribution to Provident Fund & ESI	29,56,304						
2,42,223		Employees Welfare Expenses	2,27,907						
4,65,611		Building Repair & Maintenance	9,36,446						
7,35,684		Electricity & Fuel	7,09,570						
16,924		Computer Expenses	49,480						
19,929		Books	17,323						
1,44,478		Fees & Taxes	2,04,977						
10,21,168		Interest Paid	11,05,773						
9,13,098		Functions	10,52,231						
85,620		Insurance	10,322						
3,50,921		Printing & Stationery	3,29,992						
63,492		Travelling Expenses	80,900						
1,441		Garden Maintenance	1,764						
1,20,748		Examination Expenses	2,34,696						
1,01,666		Electric Repair	1,46,732						
-		Legal Expenses	61,915						
30,124		Furniture Repair	85,424						
3,08,80,481	9,25,633	Other Expenses	6,08,768	3,09,79,598					
17,26,466		To Kinder Garten Expenses		23,58,354					
79,66,375		To Depreciation		74,24,450					
20,08,440		To Balance being excess of Income over Expenditure transferred to Balance Sheet					By Balance being excess of Expenditure over income transferred to Balance Sheet		1,17,59,339
<u>17,33,96,498</u>		Total		<u>17,47,35,690</u>	<u>17,33,96,498</u>		Total		<u>17,47,35,690</u>

For KOTHARI & COMPANY
Chartered Accountants
ICAI Reg. No. 301178-E

M. Kothari
(Manaswy Kothari)
Partner
Membership No. 64501



Dated: 12 NOV 2020

Manaswy Kothari

For The Technological Institute of Textile & Sciences

Chairman

J. Segari
Member
Managing Committee

Secretary

[Signature]
Director
The Technological Institute of Textile & Sciences
BHIWANI

THE TECHNOLOGICAL INSTITUTE OF TEXTILE & SCIENCES

REGD. OFFICE :- 9/1 R.N. MUKHERJEE ROAD, KOLKATA -700001

BALANCE SHEET AS AT 31ST MARCH 2021

31/03/2020 (Rs.)	(Rs.)	LIABILITIES	(Rs.)	31/03/2021 (Rs.)	31/03/2020 (Rs.)	(Rs.)	ASSETS	(Rs.)	31/03/2021 (Rs.)
		RESERVES & SURPLUS			339,392,552		FIXED ASSETS (As per 'Schedule A' attached)		340,748,719
		<u>Capital Reserve</u>					CURRENT ASSETS, LOANS AND ADVANCES		
	9,121,842	(i) On Revaluation of Land	9,121,842				<u>Stock</u>		
		(ii) On Sale of Fixed Assets (being net excess of Sale proceeds over depreciated book value)			676,381	829,250 (152,879)	Consumable Stores, Spare parts etc.	631,104	
	124,634,364	As per last account	124,634,364				Less: Provision for non-moving / obsolete	(147,816)	483,288
	2,700,000	Add: Additions during the year							
		(iii) On Acquisition of Land by Govt. Of Haryana	5,052,556				Sundry Debtors		
		<u>Reserve against Govt. Grants & Subsidy towards Non-recurring Expenditure (Utilised as per contra)</u>	47,807,628	47,807,628	5,143,310		(Considered Good except where otherwise stated)	5,600,600	
		<u>Reserve against Donations towards Non-recurring Expenditure (Utilised as per Contra)</u>	553,301	553,301	4,963,050	(180,260)	Less: Provision for Doubtful/ Disputed Debts	(180,260)	5,429,420
		<u>Reserve against Donations for Education Purposes</u>	17,500,000	17,500,000			Cash and Bank Balances		
		<u>Depreciation Reserve</u>					With Scheduled Banks:		
	251,459,526	As per last account	258,647,402				In Fixed Deposit Account		
	7,424,450	Add: Depreciation on Fixed Assets during the year	7,741,693				(Includes Receipts deposited Rs.5,06,503/- (Previous year Rs. 4,83,379/-) with Director, Technical Education Haryana, Chandigarh in the name of Registrar M.D. Univ., Rohtak and Receipts of Rs.1,50,00,000/- (Previous Year Rs. 1,50,00,000/-) pledged with bank for current account overdraft facility.	198,011,093	
463,317,033	258,647,402	Less: Deletion during the year	260,389,095	471,058,786			In Current Accounts	2,743,317	
		<u>Closer Compensation Payment Reserve</u>					In Post Office Saving Bank Account (Pass Book deposited with Market Committee, Bhiwani)	501	
	69,121,005	As per last account	80,580,282				Cash & Stamps in hand	212,450	200,966,880
		Add: Additions during the year	10,082,526	90,662,808	196,292,484	145,094			
		80,580,282					LOANS AND ADVANCES (Considered good, except where otherwise stated)		
		<u>SECURED LOANS</u>					79,499	244,514	
		<u>From Uco Bank</u>					385,829	406,988	
		Cash Credit Account (Secured against equitable Mortgage of Land & Building at Bhiwani and Hypothecation of Stocks of Raw materials, Stores and spare parts, Stock-in-trade and in process, Book Debts & receivables)		661,960			1,059,254	1,059,254	
		<u>From HDFC Bank</u>					17,916,618	26,687,571	
	276,413	Current Account Overdraft (Secured Against Fixed Deposits receipts)		3,526,842			4,126,104	2,417,703	


Director
The Technological Institute of Textile & Sciences
BHIWANI



31/03/2020		LIABILITIES		31/03/2021		31/03/2020		ASSETS		31/03/2021	
(Rs.)	(Rs.)	(Rs.)	(Rs.)	(Rs.)	(Rs.)	(Rs.)	(Rs.)	(Rs.)	(Rs.)	(Rs.)	(Rs.)
1,720,521			From HDFC Bank Ltd. (Secured Against hypothication of School Bus)		1,126,728						
			DEPOSITS								
		42,626,406	Fixed Deposit from Employees	43,489,212		4,451,114	Interest Accrued but not Due on Fixed Deposits		4,632,391		
46,987,497	4,161,011		Add: Interest Accrued on above	3,823,294	47,312,506	632,738	Prepaid Expenses		164,647		
		122,045	Deposit from Employees	122,277		29,035,778	Due from Government Department pertaining to College		340,347	35,963,430	
122,277	232		Add: Interest Accrued on above	229	122,506						
		489,192	Orphic Scholarship Fund	538,111							
		48,919	Add: Contribution during the year	48,430							
538,111	-		Less: Fund Utilised	-	586,541						
		6,000	N.M.Jain Scholarship Fund	6,000							
		600	Add: Contribution during the year	540							
6,000	(600)		Less: Fund Utilised	(540)	6,000						
		182,388	Other Fund - contribution from Employee	178,309							
48,351,734	515,461		From Contractors & Others	515,461	48,721,322						
			CURRENT LIABILITIES AND PROVISIONS								
		45,489,041	Sundry Creditors for Goods, Expenses etc. (Including Provisions)	51,730,559							
		4,028,976	Other Liabilities	4,085,458							
		903,998	Provision for Income Tax	-							
		64,281,686	Provision for Gratuity	77,798,006							
		11,055,735	Provision for Leave Encashment	10,141,933							
		30,363,990	Sundry Credit Balances pertaining to the College and School	30,970,021							
		186,503,571	Refundable Deposits & Caution Money from Students (including ex-student)	11,328,145	186,055,122	203,965,009	As per last Account		215,724,348		
	10,370,145					215,724,348	Add: Excess of Expenses over Income as per attached Income & Expenditure Account		2,497,503	218,221,851	
						11,759,339					
<u>786,084,593</u>					<u>801,813,568</u>						<u>801,813,568</u>

Notes on Accounts - As per Schedule 'B' annexed
Notes & Schedules Form an Integral part of Accounts

In the terms of our Report of even date

For KOTHARI & COMPANY
Chartered Accountants
ICAI Reg. No. 301178-E

M Kothari
(Manaswy Kothari)
Partner
Membership No. 64601

Place : Kolkata
Dated : 22/9/21



For The Technological Institute of Textile & Sciences

Manaswy Kothari
Chairman

J. Sogani
Member
Managing Committee

Tom
Secretary

Tom
Director
The Technological Institute of Textile & Sciences
BHIWANI

THE TECHNOLOGICAL INSTITUTE OF TEXTILE & SCIENCES

REGD. OFFICE :- 9/1 R.N. MUKHERJEE ROAD, KOLKATA -700001

Schedule 'A' of Fixed Assets attached to and forming part of the Society's Balance Sheet As on 31.03.2021

Description of Assets	Cost/Book Value as at 01/04/2020		Additions /Adjustments during the year		Deductions and/or Adjustments during the year		Balance as at 31/03/2021			Balance as at 31/3/2020		
	Against Govt. Grant/ Subsidies / Donations	Others	Against Govt. Grant/ Subsidies / Donations	Others	Against Govt. Grant/ Subsidies / Donations	Others	Against Govt. Grant/ Subsidies / Donations	Others	Total	Against Govt. Grant/ Subsidies / Donations	Others	Total
	(Rs.)	(Rs.)	(Rs.)	(Rs.)	(Rs.)	(Rs.)	(Rs.)	(Rs.)	(Rs.)	(Rs.)	(Rs.)	(Rs.)
Land	-	9,193,334	-	-	-	-	-	9,193,334	9,193,334	-	9,193,334	9,193,334
Plant & Machinery	39,844,739	106,979,496	-	75,144	-	-	39,844,739	107,054,640	146,899,379	39,844,739	106,979,496	146,824,235
Buildings	1,350,284	82,237,304	-	-	-	-	1,350,284	82,237,304	83,587,588	1,350,284	82,237,304	83,587,588
Furniture & Fixtures	497,208	33,502,186	-	-	-	-	497,208	33,502,186	33,999,394	497,208	33,502,186	33,999,394
Vehicles	-	6,824,519	-	-	-	-	-	6,824,519	6,824,519	-	6,824,519	6,824,519
Office Equipments	947,122	4,943,240	-	495,317	-	-	947,122	5,438,557	6,385,679	947,122	4,943,240	5,890,362
Water Pipe Line	-	67,415	-	-	-	-	-	67,415	67,415	-	67,415	67,415
Tube Well	-	116,558	-	-	-	-	-	116,558	116,558	-	116,558	116,558
Computer	5,721,576	46,569,067	-	785,706	-	-	5,721,576	47,354,773	53,076,349	5,721,576	46,569,067	52,290,643
Capital Work- in- progress	-	598,504	-	-	-	-	-	598,504	598,504	-	598,504	598,504
Total	48,360,929	291,031,623	-	1,356,167	-	-	48,360,929	292,387,790	340,748,719	48,360,929	291,031,623	339,392,552
Previous Year	48,360,929	284,085,228	-	7,182,969	-	236,574	48,360,929	291,031,623	339,392,552	48,360,929	284,085,228	332,446,157

In the terms of our Report of even date

For KOTHARI & COMPANY
Chartered Accountants
ICAI Reg. No. 301178-E

M. Kothari
(Manaswy Kothari)
Partner
Membership No. 64601

Place - Kolkata
Dated : 22/7/21



For The Technological Institute of Textile & Sciences

Manaswy Kothari
Chairman

Jogari
Member
Managing Committee

Secretary
Secretary

Director
Director
The Technological Institute of Textile & Sciences
BHIWANI

THE TECHNOLOGICAL INSTITUTE OF TEXTILE & SCIENCES

REGD. OFFICE :- 9/1 R. N. MUKHERJEE ROAD, KOLKATA -700001

INCOME & EXPENDITURE ACCOUNT FOR THE YEAR ENDED 31st MARCH 2021

31/03/2020		EXPENDITURE	31/03/2021		31/03/2020		INCOME	31/03/2021	
(Rs.)	(Rs.)		(Rs.)	(Rs.)	(Rs.)	(Rs.)		(Rs.)	(Rs.)
		To College Expenses							
	78,897,153	Salary, Wages and Leave encashment	68,640,957		120,318,014	By College Fees		114,657,245	
	6,440,875	Gratuity	1,948,752						
	10,176,945	Pension Funds & ESI	8,389,319						
	2,005,675	Employees Welfare Expenses	1,845,457		2,954,215	By Kinder Garten Fees		738,940	
	2,753,904	House Keeping	2,243,176						
	2,350,905	Manpower Supply - Security Services	2,216,925						
	1,869,244	Manpower Supply - Others	1,424,436		32,004,035	By Fees for Educational Activities		20,915,680	
	4,043,143	Interest Paid	4,417,690						
	1,717,960	Building Repair & Maintenance	688,099						
	3,736,256	Electricity & Fuel	2,369,702						
	371,550	Generator Expenses	513,182		3,770,055	By Interest Received		1,823,871	
	176,144	Staff Recruitment Expenses	404,184						
	1,182,194	Travelling and Conveyance Expenses	159,829						
	782,133	Communication Expenses	844,648						
	75,458	Library Expenses	451,452			By Income from Technical & Consultancy Services		56,000	
	165,878	Newspaper & Journals	122,624						
	870,817	Car Running & maintenance Expenses	812,238						
	434,824	Computer Expenses	340,935						
	230,947	Equipment Repair	19,680			By Financial Assistance / Donation		1,500,000	
	260,755	Electric Repair	263,258						
	152,150	Insurance	180,688						
	163,759	Printing & Stationery	124,290						
	728,454	Professional Fees	615,736		2,200	By Sample Development & Testing Charges			
	742,912	Training & Placement	640,966						
	63,969	College Visitors	27,045						
	68,922	Science Lab	3,825						
	590,506	Fees & Taxes	575,840		22,339	By Misc Income		16,500	
	538,139	Water Supply	359,436						
	130,643	Furniture Repair	69,250						
	786,278	Sewerage Treatment Plant Expenses	659,360		29,187	By Scrap Sales		306,793	
	1,738,741	Counselling / Admission Expenses	456,010						
	127,801	Examination Expenses	21,126						
	49,960	Garden Maintenance	52,995						
	1,059,983	Legal Expenses	2,747,378						
	65,000	Ment Scholarship	96,000						
	-	BBA Affiliation Fee	453,120						
	590,050	Accreditation Expenses	-						
	103,784	Meeting & Seminar Expenses	-						
	341,647	Continuation & Approval Fee	148,680						
	66,220	Postage Expenses	48,267						
	49,745	Faculty Development Exp.	11,375						
129,106,948	2,375,525	Other Expenses	2,244,035	107,651,966					

Director
The Technological Institute of Textile & Sciences
BHIWANI



31/03/2020		EXPENDITURE		31/03/2021		31/03/2020		INCOME		31/03/2021	
(Rs.)	(Rs.)		(Rs.)	(Rs.)	(Rs.)	(Rs.)	(Rs.)		(Rs.)	(Rs.)	(Rs.)
		<u>To School Expenses</u>									
19,751,458		Salary & Wages	17,179,107			217,340	258,780	By Rent & Accommodation Charges	-		
2,407,814		Gratuity	804,942				(41,440)	Less: Paid	-		
2,956,304		Contribution to Provident Fund & ESI	2,388,965								
227,907		Employees Welfare Expenses	270,089								
938,448		Building Repair & Maintenance	346,802					By Leave Provision written back		904,125	
709,570		Electricity & Fuel	501,451								
49,480		Computer Expenses	35,229								
17,323		Books	-					By Sundry Balances written back		3,387	
204,977		Fees & Taxes	125,373								
1,106,773		Interest Paid	941,433								
1,052,231		Functions	168,175								
10,322		Insurance	20,116			897,532		By Unclaimed Balances and Unspent Liabilities Written Back		35,285	
326,992		Printing & Stationery	63,181								
80,900		Travelling Expenses	50,583								
234,696		Examination Expenses	104,763								
146,732		Electric Repair	62,598			2,761,434		By Gratuity Provision written back			
31,532		Telephone Exp	59,896								
61,915		Legal Expenses	-								
85,424		Furniture Repair	30,100								
58,807		Water Supply Exp.	23,346								
30,979,598	520,193	Other Expenses	752,475	23,928,623							
		<u>To Payments to and Provisions for Employees</u>									
	1,185,942	Salary, Wages, Bonus and Ex-gratia	871,029								
	98,400	Contribution to Provident and Family Pension Funds and Employees State Insurance	66,454								
	2,461,750	Gratuity	434,725								
3,772,597	26,505	Employees' Welfare Expenses	31,600	1,403,808							
191,347		To Rates and Taxes		117,800							
97,696		To Insurance		96,507							
81,552		To Interest Paid		90,912							


Director
The Technological Institute of Textile & Sciences
BHIWANI



31/03/2020		EXPENDITURE		31/03/2021		31/03/2020		INCOME		31/03/2021	
(Rs.)	(Rs.)		(Rs.)	(Rs.)	(Rs.)	(Rs.)	(Rs.)		(Rs.)	(Rs.)	(Rs.)
576,725		To Power and Fuel Expenses		699,142							
	20,594	To Electricity Charges paid	27,551								
20,052	(542)	Less Received	(2,650)	24,901							
	-	To Rent & Accommodation Charges paid	168,320								
	-	Less Received	(128,340)	39,980							
2,358,354		To Kinder Garten Expenses		1,659,496							
7,424,450		To Depreciation		7,741,693							
126,371		To Sundry Balances written off		501							
								By Balance being excess of Expenditure over income transferred to Balance Sheet			2,497,503
								11,759,339			
<u>174,735,690</u>		Total		<u>143,455,329</u>		<u>174,735,690</u>		Total			<u>143,455,329</u>

For KOTHARI & COMPANY
Chartered Accountants
ICAI Reg. No. 301178-E

M Kothari
(Manaswy Kothari)
Partner
Membership No. 64601



Dated 22/7/21

For The Technological Institute of Textile & Sciences

Manaswy Kothari
Chairman

J. Segari
Member
Managing Committee

[Signature]
Secretary

[Signature]
Director
The Technological Institute of Textile & Sciences
BHIWANI