

The Technological Institute of Textile & Sciences Bhiwani



Affiliated to Maharishi Dayanand University, Rohtak, Haryana

4.2.3. Average annual expenditure for purchase of books and journals during the last five years (INR in Lakhs)

The Technological Institute of Textile & Sciences,
Birla Colony, Bhiwani – 127021(Haryana)

Phone: +91 1664 242561(4 Lines)

Fax: +91 1664 243728

Website: <https://www.titsbhiwani.ac.in>



THE TECHNOLOGICAL INSTITUTE OF TEXTILE & SCIENCES

Under UGC Section 2 (f) & 12 (B)
Estd. in 1943 by Padma Vibhushan Dr. G.D. Birla

Criteria 4

NAAC 2022/ DVV/Criteria-4/4.2/4.2.3

Date: 09/06/2022

Criteria	Criteria 4- Infrastructure and Learning Resources
Key Indicator	4.2.3. Average annual expenditure for purchase of books and journals during the last five years (INR in Lakhs)
Finding In DVV	Please provide: 1. Consolidated extract of expenditure for purchase of books and journals during the last five years duly attested by Head of the Institution and CA. 2. 2) Audited Income/ Expenditure statement highlighting the expenditure for purchase of books and journals.
Response/ Clarification :	Please find the Consolidated extract of expenditure for purchase of books and journals during the last five years duly attested by Manager Accounts, CA and Director (Appendix-I). The expenditure for purchase of books and journals in the audited income and expenditure statement are highlighted(Appendix-II).
Description	Relevant Link
expenditure for purchase of books and journals. (Appendix-I) expenditure for purchase of books and journals. (Appendix-II)	https://titsbhiwani.ac.in/NAAC/dvv/4.2.3.pdf



THE TECHNOLOGICAL INSTITUTE OF TEXTILE & SCIENCES

Under UGC Section 2 (f) & 12 (B)
Estd. in 1943 by Padma Vibhushan Dr. G.D. Birla

Ref: DVV Clarification for Metric level: 4.2.3

Sub: Response to DVV Clarification for Metric level: 4.2.3

Please find the Consolidated extract of expenditure for purchase of books and journals during the last five years duly attested by Manager Accounts, CA and Director (Appendix-I).

The expenditure for purchase of books and journals in the audited income and expenditure statement are highlighted(Appendix-II).

DIRECTOR

Director,
THE TECHNOLOGICAL INSTITUTE
OF TEXTILE & SCIENCES, BHIWANI

Appendix – I

**Consolidated Extract
of Expenditure for
Purchase of Books
and Journals
2016-17**

P.K.Kedia & Associates
Chartered Accountants



101, Abhishesk Business Center,
D-248/10, Near Metro Station Gate No. 1
Laxmi Nagar, Delhi-110092
Phone No. +91 9810449379
Email: capawan9@gmail.com

TO WHOMSOEVER IT MAY CONCERN


This is to certify that the Books and Journals expenses incurred by the The Technological Institute of Textile and Science, at Birla Colony, Bhiwani-127021, Haryana for the year 2016-17 is as below:

S.No.	Particulars	Amount ₹		
		Engineering	Others*	Total
1.	Books and Journals (As per Annexure)	3,67,569.00	16,656.00	3,84,225.00
	Total	3,67,569.00	16,656.00	3,84,225.00

The certification is based on the information, documents, books of accounts, audited financial statement and records produces before me and is true and correct to the best of my knowledge and belief.

* Others expenses does not pertain to Engineering. The same has been worked out on actual and proportionate basis.

For P.K.Kedia & Associates
Chartered Accountants
(Firm Registration No. 02226904)



CA Pawan Kumar Kedia
(Proprietor)
Membership No. 508375




Director
The Technological Institute of Textile & Sciences
BHIWANI

Place: New Delhi
Date: April 25, 2022
UDIN: 22508375 AH7P TV 645T

The Technological Institute of Textile & Sciences


(Manager Accounts)

Annexure

Details of Books & Journals Expenses for the year 2016-17

Amount (Rs.)

S.N.	Account Head	As per Audit Report		
		Engineering	Other	Total
1	Library Books	2,88,940	-	2,88,940
2	Journals & Periodicals	78,629	16656	95,285
	Total	3,67,569	16656	3,84,225



25/4/22

m.rw 508377

Udin - 22508377 AH TPTU 645T

The Technological Institute of Textile & Sciences

Ashwani
 (Manager Accounts)

[Signature]
 Director
 The Technological Institute of Textile & Sciences
 BHIWANI

**Consolidated Extract
of Expenditure for
Purchase of Books
and Journals
2017-18**

P.K.Kedia & Associates
Chartered Accountants



101, Abhishesk Business Center,
D-248/10, Near Metro Station Gate No. 1
Laxmi Nagar, Delhi-110092
Phone No. +91 9810449379
Email: capawan9@gmail.com

TO WHOMSOEVER IT MAY CONCERN

This is to certify that the Books and Journals expenses incurred by the The Technological Institute of Textile and Science, at Birla Colony, Bhiwani-127021, Haryana for the year 2017-18 is as below:

				Amount ₹
S.No.	Particulars	Engineering	Others*	Total
1.	Books and Journals (As per Annexure)	3,01,351.00	50,791.00	3,52,142.00
.	Total)	3,01,351.00	50,791.00	3,52,142.00

The certification is based on the information, documents, books of accounts, audited financial statement and records produces before me and is true and correct to the best of my knowledge and belief.

* Others expenses does not pertain to Engineering. The same has been worked out on actual and proportionate basis.

For P.K.Kedia & Associates

Chartered Accountants

(Firm Registration No. 0222698)

CA Pawan Kumar Kedia
(Proprietor)
Membership No. 508375



Director
The Technological Institute of Textile & Sciences
BHIWANI

The Technological Institute of Textile & Sciences

(Manager Accounts)

Place: New Delhi

Date: April 25, 2022

UDIN: 22508375 AHTPBD 1853

Details of Books & Journals Expenses for the year 2017-18

S.N.	Account Head	Amount (Rs.)		
		As per Audit Report		Total
		Engineering	Other	
1	Library Books	1,55,902	46,958	2,02,860
2	Journals & Periodicals	1,45,449	3,833	1,49,282
	Total	3,01,351	50,791	3,52,142



[Handwritten signature]
25/4/22

UDIN - 508375
UDIN - 508375 AH7PB21853

The Technological Institute of Textile & Sciences

[Handwritten signature: Ashwani]
(Manager Accounts)

[Handwritten signature]
Director

The Technological Institute of Textile & Sciences
BHIWANI

**Consolidated Extract
of Expenditure for
Purchase of Books
and Journals
2018-19**

P.K.Kedia & Associates
Chartered Accountants



101, Abhishesk Business Center,
D-248/10, Near Metro Station Gate No. 1
Laxmi Nagar, Delhi-110092
Phone No. +91 9810449379
Email: capawan9@gmail.com

TO WHOMSOEVER IT MAY CONCERN


This is to certify that the Books and Journals expenses incurred by the The Technological Institute of Textile and Science, at Birla Colony, Bhiwani-127021, Haryana for the year 2018-19 is as below:

S.No.	Particulars	Amount ₹		
		Engineering	Others*	Total
1.	Books and Journals (As per Annexure)	2,01,638.00	2,470.00	2,04,108.00
.	Total)	2,01,638.00	2,470.00	2,04,108.00

The certification is based on the information, documents, books of accounts, audited financial statement and records produces before me and is true and correct to the best of my knowledge and belief.

* Others expenses does not pertain to engineering. The same has been worked out on actual and proportionate basis.

For P.K.Kedia & Associates
Chartered Accountants
(Firm Registration No. 022269N)



CA Pawan Kumar Kedia
(Proprietor)
Membership No. 508375




Director
The Technological Institute of Textile & Sciences
BHIWANI

The Technological Institute of Textile & Sciences

Place: New Delhi
Date: April 25, 2022
UDIN: 22508375 ANM A P 1202


(Manager Accounts)

Details of Books & Journals expenses for the year 2018-19

Amount (Rs.)

S.N.	Account Head	As per Audit Report		
		Engineering	Other	Total
1	Library Books	96,421	-	96,421
2	Journals & Periodicals	1,05,217	2,470	1,07,687
	Total	2,01,638	2,470	2,04,108



D.A. 50837

Udin - 2250837/AKT/HAP/1202

The Technological Institute of Textile & Sciences

Ashwary
(Manager Accounts)

Director
The Technological Institute of Textile & Sciences
BHIWANI

**Consolidated Extract
of Expenditure for
Purchase of Books
and Journals
2019-20**

P.K.Kedia & Associates
Chartered Accountants



101, Abhishesk Business Center,
D-248/10, Near Metro Station Gate No. 1
Laxmi Nagar, Delhi-110092
Phone No. +91 9810449379
Email: capawan9@gmail.com

TO WHOMSOEVER IT MAY CONCERN


This is to certify that the Books and Journals expenses incurred by the The Technological Institute of Textile and Science, at Birla Colony, Bhiwani-127021, Haryana for the year 2019-20 is as below:

S.No.	Particulars	Amount ₹		
		Engineering	Others*	Total
1.	Books and Journals (As per Annexure)	2,31,217.00	10,119.00	2,41,336.00
.	Total)	2,31,217.00	10,119.00	2,41,336.00

The certification is based on the information, documents, books of accounts, audited financial statement and records produces before me and is true and correct to the best of my knowledge and belief.

* Others expenses does not pertain to engineering. The same has been worked out on actual and proportionate basis.

For P.K.Kedia & Associates
Chartered Accountants
(Firm Registration No. 022269N)


CA Pawan Kumar Kedia
(Proprietor)
Membership No. 508375




Director
The Technological Institute of Textile & Sciences
BHIWANI

Place: New Delhi

Date: April 25, 2022

UDIN: 22508375 AH TLSS5601

The Technological Institute of Textile & Sciences


(Manager Accounts)

Details of Books & Journals Expenses for the year 2019-20

S.N.	Account Head	Amount (Rs.)		
		As per Audit Report		Total
		Engineering	Other	
1	Library Books	75,458	-	75,458
2	Journals & Periodicals	1,55,759	10,119	1,65,878
	Total	2,31,217	10,119	2,41,336



20/4/22
 म. नं. 508377
 उद्यु. 22508377AHTLSS
 5607

The Technological Institute of Textile & Sciences

Ashwani
 (Manager Accounts)

[Signature]
 Director
 The Technological Institute of Textile & Sciences
 BHIWANI

**Consolidated Extract
of Expenditure for
Purchase of Books
and Journals
2020-21**

P.K.Kedia & Associates
Chartered Accountants



101, Abhishesk Business Center,
D-248/10, Near Metro Station Gate No. 1
Laxmi Nagar, Delhi-110092
Phone No. +91 9810449379
Email: capawan9@gmail.com

TO WHOMSOEVER IT MAY CONCERN

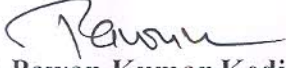
This is to certify that the Books and Journals expenses incurred by the The Technological Institute of Textile and Science, at Birla Colony, Bhiwani-127021, Haryana for the year 2020-21 is as below:

S.No.	Particulars	Amount ₹		
		Engineering	Others*	Total
1.	Books and Journals (As per Annexure)	5,72,589.00	1,488.00	5,74,076.00
.	Total)	5,72,589.00	1,488.00	5,74,076.00

The certification is based on the information, documents, books of accounts, audited financial statement and records produces before me and is true and correct to the best of my knowledge and belief.

* Others expenses does not pertain to engineering. The same has been worked out on actual and proportionate basis.

For P.K.Kedia & Associates
Chartered Accountants
(Firm Registration No. 022269N)


CA Pawan Kumar Kedia
(Proprietor)
Membership No. 508375





Director
The Technological Institute of Textile & Sciences
BHIWANI

Place: New Delhi

Date: April 25, 2022

UDIN: 22508375 AN+L121141

The Technological Institute of Textile & Sciences


(Manager Accounts)

Annexure

Details of Books & Journals Expenses for the year 2020-21

S.N.	Account Head	Amount (Rs.)		
		As per Audit Report		
		Engineering	Other	Total
1	Library Books	4,51,452	-	4,51,452
2	Journals & Periodicals	47,476	1,488	48,964
3	e-Journal	73,660	-	73,660
	Total	5,72,589	1,488	5,74,076



25/4/22

m.no. 508377

vdn - 22508377AHTL121141

The Technological Institute of Textile & Sciences

Ashwaj
(Manager Accounts)

Tomar
Director

The Technological Institute of Textile & Sciences
BHIWANI

Appendix – II

2016-17

THE TECHNOLOGICAL INSTITUTE OF TEXTILE & SCIENCES
REGD. OFFICE :- 9/1 R.N. MUKHERJEE ROAD, KOLKATA -700001

1

BALANCE SHEET AS AT 31ST MARCH 2017

	31/03/2016 (Rs.)	(Rs.)	LIABILITIES	(Rs.)	31/03/2017 (Rs.)	31/03/2016 (Rs.)	(Rs.)	ASSETS	(Rs.)	31/03/2017 (Rs.)
			RESERVES & SURPLUS			32,37,08,753		FIXED ASSETS		32,43,84,196
			<u>Capital Reserve</u>					(As per 'Schedule A' attached)		
	91,21,842		(I) On Revaluation of Land As per last account	91,21,842				CURRENT ASSETS, LOANS AND ADVANCES		
			(ii) On Sale of Fixed Assets (being net excess of Sale proceeds over depreciated book value)					<u>Stock-in-Trade:</u>		
		11,67,80,639	As per last account	11,67,77,339		7,74,500	9,27,379	Stores, Spare parts etc.	9,22,277	
			Add: Additions during the year	17,47,025		(1,52,879)	Less: Provision for non-moving / obsolete	(1,52,879)	7,69,398	
	11,67,77,339	(3,300)	Less : Deletions during the year	-	11,85,24,364	7,180	Goods under Process	-		
	50,52,556		(iii) On Acquisition of Land by Govt. Of Haryana	50,52,556		8,43,117	61,437	Waste	-	7,69,398
			Reserve against Govt. Grants & Subsidy towards Non-recurring Expenditure (Utilised as per contra)				9,69,938	Sundry Debtors		
		4,82,21,833	As per last account	4,92,51,402		7,89,678	(1,80,260)	(Considered Good except where otherwise stated)	3,34,819	
		10,29,569	Add: Additions during the year	-				Less: Provision for Doubtful/ Disputed Debts	(1,80,260)	1,54,559
	4,92,51,402	-	Less : Adjustment during the year	(7,21,587)	4,85,29,815			<u>Cash and Bank Balances</u>		
			Reserve against Donations towards Non-recurring Expenditure (Utilised as per Contra)	5,53,301				With Scheduled Banks:		
	1,75,00,000		Reserve against Donations for Education Purposes	1,75,00,000				In Fixed Deposit Account		
			<u>Depreciation Reserve</u>					(Includes Receipts deposited Rs.4,25,000/- (Previous year Rs. 4,25,000/-) with Director, Technical Education Haryana, Chandigarh in the name of Registrar M.D. Univ., Rohtak and Receipts of Rs.1,62,40,390/- (Previous Year Rs. 1,51,67,893/-) pledged with bank for current account overdraft facility.)	15,83,10,201	
		23,02,04,059	As per last account	23,62,66,415				In Current Accounts	24,70,322	
		74,95,692	Add: Depreciation on Fixed Assets during the year	75,66,888				In Post Office Saving Bank Account (Pass Book deposited with Market Committee, Bhiwani)	501	
	43,45,22,855	23,62,66,415	Less : Deletion during the year	(42,15,245)	23,96,18,058	43,88,99,936		Cash & Stamps in hand (including cheque in hand of Rs. 63,990/-)	4,12,301	16,11,93,325
			<u>Closer Compensation Payment Reserve</u>							
		2,85,61,458	As per last account	3,90,66,509						
	3,90,66,509	1,05,05,051	Add: Additions during the year	99,07,465	4,89,73,974					

[Signature]
Director,
THE TECHNOLOGICAL INSTITUTE
OF TEXTILE & SCIENCES, BHIWANI



31/03/2016		LIABILITIES		31/03/2017		31/03/2016		ASSETS	
(Rs.)	(Rs.)	(Rs.)	(Rs.)	(Rs.)	(Rs.)	(Rs.)	(Rs.)	(Rs.)	(Rs.)
		SECURED LOANS:							
		From Uco Bank						LOANS AND ADVANCES (Considered good, except where otherwise stated)	
		Cash Credit Account (Secured against equitable Mortgage of Land & Building at Bhiwani and Hypothecation of Stocks of Raw materials, Stores and spare parts, Stock-in-trade and in process, Book Debts & receivables)						Advances against Purchase of Raw Material, Stores, Spares, Machineries etc.	
1,01,04,639				56,03,461					18,000
		From HDFC Bank						Advance to Staff	
		Current Account Overdraft (Secured Against Fixed Deposits receipts)					625		625
1,32,55,937				56,67,132				Advance to others	
1,40,976		From TATA Motors (Secured Against hypothecation of School Bus)					31,90,144		31,37,268
		DEPOSITS						Balances with Central Excise Authorities	
	5,10,000	Security Deposit from Agents			4,10,000		3,89,883		95,844
		5,11,27,934	Fixed Deposit from Employees	5,07,59,094			38,38,950		38,38,950
	5,83,21,138	71,93,204	Add: Interest Accrued on above	66,20,784	5,73,79,878				
		98,262	Deposit from Employees	97,762			34,07,994		43,13,616
	1,05,531	7,269	Add: Interest Accrued on above	12,839	1,10,601				
		3,11,015	Orphic Scholarship Fund	3,54,557			96,71,595		92,29,081
	3,54,557	43,542	Add: Contribution during the year	46,092					
		-	Less: Fund Utilised	-	4,00,649				
		6,690	N.M.Jain Scholarship Fund	6,690			47,30,916		44,51,492
	6,690	937	Add: Contribution during the year	870					
		(937)	Less: Fund Utilised	(870)	6,690		1,24,087		5,92,601
	2,10,340		Other Fund - contribution from Employee	2,10,680					
6,00,09,467	5,01,211		From Contractors & Others	4,97,011	5,90,15,509	2,71,10,277	17,56,083		
		CURRENT LIABILITIES AND PROVISIONS						Due from Government Department pertaining to College (Net of Advance)	
		Sundry Creditors for Goods, Expenses etc. (Including Provisions)			4,20,96,799				15,77,755
	5,32,46,778	Other Liabilities			47,12,428				2,72,55,232
	43,26,201	Provision for Income Tax			9,03,998				
	9,03,998	Provision for Gratuity			9,90,16,173				
	9,32,59,471								


Director,
THE TECHNOLOGICAL INSTITUTE
OF TEXTILE & SCIENCES, BHIWANI



31/03/2016		LIABILITIES		31/03/2017	31/03/2016	ASSETS		31/03/2017
(Rs.)	(Rs.)	(Rs.)	(Rs.)	(Rs.)	(Rs.)	(Rs.)	(Rs.)	(Rs.)
	96,54,524	Provision for Leave Encashment	1,05,93,351				INCOME & EXPENDITURE ACCOUNT	
	2,22,22,807	Sundry Credit Balances pertaining to the College and School	2,57,50,394		27,24,76,200		As per last Account	25,29,95,943
19,49,65,579	1,13,51,800	Refundable Deposits & Caution Money from Students (including ex-student)	1,16,50,800	19,47,23,943	25,29,95,943	(1,94,80,257)	Less: Excess of Income over Expenses as per attached Income & Expenditure Account	(1,38,68,698) 23,91,27,245
<u>75,20,65,962</u>				<u>75,28,83,955</u>	<u>75,20,65,962</u>			<u>75,28,83,955</u>

Notes on Accounts - As per Schedule 'B' annexed
Notes & Schedules Form an Intregal part of Accounts

In the terms of our Report of even date

For KOTHARI & COMPANY
Chartered Accountants
ICAI Reg. No. 301178-E



Manaswy Kothari

(Manaswy Kothari)
Partner
Membership No. 64601

Place : Kolkata
Dated :

28 AUG 2017

For The Technological Institute of Textile & Sciences

[Signature]

Chairman

[Signature]

Member
Managing Committee

[Signature]

Hon. Secretary

[Signature]
Director,
THE TECHNOLOGICAL INSTITUTE
OF TEXTILE & SCIENCES, BIRNOWN

THE TECHNOLOGICAL INSTITUTE OF TEXTILE & SCIENCES
REGD. OFFICE :- 9/1 R.N. MUKHERJEE ROAD, KOLKATA - 700001

Schedule 'A' of Fixed Assets attached to and forming part of the Society's Balance Sheet As on 31.03.2017

Description of Assets	Cost/Book Value as at 01/04/2016		Additions /Adjustments during the year		Deductions and/or Adjustments during the year		Balance as at 31/03/2017			Balance as at 31/3/2016		
	Against Govt.Grant/ Subsidies / Donations	Others	Against Govt.Grant/ Subsidies / Donations	Others	Against Govt.Grant/ Subsidies / Donations	Others	Against Govt.Grant/ Subsidies / Donations	Others	Total	Against Govt.Grant/ Subsidies / Donations	Others	Total
	(Rs.)	(Rs.)	(Rs.)	(Rs.)	(Rs.)	(Rs.)	(Rs.)	(Rs.)	(Rs.)	(Rs.)	(Rs.)	(Rs.)
Land	-	91,93,334	-	-	-	-	-	91,93,334	91,93,334	-	91,93,334	91,93,334
Plant & Machinery ③	4,12,05,186	11,02,58,309	-	21,29,214	2,00,447	33,91,606	4,10,04,739	10,89,95,917	15,00,00,656	4,12,05,186	11,02,58,309	15,14,63,495
Buildings ⑤	13,50,284	8,04,98,187	-	15,73,352	-	1,61,206	13,50,284	8,19,10,333	8,32,60,617	13,50,284	8,04,98,187	8,18,48,471
Furniture & Fixtures ②	3,33,115	2,66,00,067	-	15,75,556	-	-	3,33,115	2,81,75,623	2,85,08,738	3,33,115	2,66,00,067	2,69,33,182
Vehicles	6,50,872	40,61,174	-	-	6,50,872	86,655	-	39,74,519	39,74,519	6,50,872	40,61,174	47,12,046
Office Equipments ④	9,47,122	33,74,632	-	2,83,863	-	-	9,47,122	36,58,495	46,05,617	9,47,122	33,74,632	43,21,754
Water Pipe Line	-	67,415	-	-	-	-	-	67,415	67,415	-	67,415	67,415
Tube Well	-	1,16,558	-	-	-	-	-	1,16,558	1,16,558	-	1,16,558	1,16,558
Computer ①	54,47,856	3,86,48,260	-	5,60,626	-	-	54,47,856	3,92,08,886	4,46,56,742	54,47,856	3,86,48,260	4,40,96,116
Capital Work- in- progress	-	9,56,382	-	-	-	9,56,382	-	-	-	-	9,56,382	9,56,382
Total	4,99,34,435	27,37,74,318	-	61,22,611	8,51,319	45,95,849	4,90,83,116	27,53,01,080	32,43,84,196	4,99,34,435	27,37,74,318	32,37,08,753
Previous Year	4,89,04,866	26,67,14,858	10,29,569	84,96,096	-	14,36,636	4,99,34,435	27,37,74,318	32,37,08,753	4,89,04,866	26,67,14,858	31,56,19,724

In the terms of our Report of even date

For KOTHARI & COMPANY
Chartered Accountants
ICAI Reg. No. 301178-E

M. Kothari
(Manaswy Kothari)
Partner
Membership No. 64601
Place : Kolkata
Dated :

28 AUG 2017



For The Technological Institute of Textile & Sciences

[Signature]
Chairman

[Signature]
Member
Managing Committee

[Signature]
Hon. Secretary

Director,
THE TECHNOLOGICAL INSTITUTE
OF TEXTILE & SCIENCES, BHOWANI

INCOME & EXPENDITURE ACCOUNT FOR THE YEAR ENDED 31ST MARCH 2017

<u>31/03/2016</u> (Rs.)	<u>EXPENDITURE</u>	<u>(Rs.)</u>	<u>31/03/2017</u> (Rs.)	<u>31/03/2016</u> (Rs.)	<u>INCOME</u>	<u>(Rs.)</u>	<u>31/03/2017</u> (Rs.)
	To Opening Stock				By Sales		
68,617	61,437 Waste		7,180		- Finished Goods		
	7,180 Goods under process	7,180	7,180		92,892 Sale of Waste	23,77,669	
					92,892	23,77,669	
7,51,602	To Power, Fuel and Canal Water		5,91,041	92,892	- Less: Excise Duty		23,77,669
	To <u>Payments to and Provisions for Employees</u>				By <u>Closing Stock</u>		
	34,78,756 Salary, Wages, Bonus and Ex-gratia	19,91,140			61,437 Waste		
	3,95,209 Contribution to Provident and Family Pension Funds and Employees State Insurance	2,09,641		68,617	7,180 Goods under process		
	7,07,249 Gratuity	10,24,049					
46,87,364	1,06,150 Employees' Welfare Expenses	55,042	32,79,872		3,01,928 By Rent & Accommodation Charges	2,89,978	
				2,60,488	(41,440) Less: Paid	(41,440)	2,48,538
22,676	To Telephone, Telegram and Postage				- By Electricity Charges received	5,46,323	
					- Less: Paid	(5,45,674)	649
91,097	To Rates and Taxes		81,642		93,047 By Unclaimed Balances and Unspent Liabilities Written Back		5,91,209
1,60,473	To Insurance		1,92,751	11,94,54,196	By College Fees		12,29,00,421
	19,21,090 To Electricity				75,88,992 By Grants for School (On cash basis)		1,76,71,279
60,190	(18,60,900) Less: Realised				16,35,685 By Kinder Garten Fees		17,30,775
3,39,751	To Traveling and Conveyance		25,783	2,73,07,261	By Fees for Educational Activities		2,68,76,834

Director,
**THE TECHNOLOGICAL INSTITUTE
OF TEXTILE & SCIENCES, BHIWANI**



31/03/2016
(Rs.)

EXPENDITURE

(Rs.)

31/03/2017
(Rs.)31/03/2016
(Rs.)


(Rs.)

INCOME

(Rs.)

31/03/2017
(Rs.)

31/03/2016 (Rs.)	EXPENDITURE (Rs.)	31/03/2017 (Rs.)	31/03/2016 (Rs.)	INCOME (Rs.)	31/03/2017 (Rs.)
2,328	To Bank Charges		29,300	By Sample Development & Testing Charges	
4,52,555	To Interest Paid	2,50,208	1,28,467	By Miscellaneous Receipts	1,064
	To College Expenses				
7,58,53,004	Salary, Wages and Leave encashment	8,30,51,419	19,83,853	By Interest Received	20,36,850
1,26,26,234	Gratuity	1,15,59,965			
	Contribution to Provident Fund, Family Pension Funds & ESI	1,00,26,244			
95,63,318	Employees Welfare Expenses	20,34,026	3,46,17,612	By Income from Technical & Consultancy Services (Net)	2,04,83,975
19,88,324	House Keeping (13)	24,73,014			
21,36,259	Interest Paid (30)	64,11,476			
74,79,691	Building Repair & Maintenance (6)	21,34,372			
19,43,507	Electricity & Fuel (16)	41,91,837			
45,34,157	Generator Expenses (8)	2,70,315	8,34,289	By Insurance Claim	2,28,800
26,320	Staff Recruitment Expenses (17)	18,984			
16,258	Traveling and Conveyance Expenses (18)	11,17,833	60,280	By Income from Infrastructure Utilization	28,333
9,05,441	Communication Expenses (19)	11,65,090			
15,67,620	Library Expenses	2,88,940			
2,99,201	Newspaper & Journals	95,285			
65,285	Car Running & maintenance Expenses (7)	5,74,401			
6,27,669	Computer Expenses (9)	1,72,768			
1,07,742	Equipment Repair (10)	3,05,730			
2,52,800	Electric Repair (11)	3,98,298			
2,82,176	Insurance (20)	4,51,102			
3,48,338	Printing & Stationery (21)	1,58,079			
1,51,319	Professional Fees (22)	4,37,382			
2,65,185	Training & Placement (23)	1,67,335			
4,08,159	College Visitors	1,34,494			
1,36,136	Science Lab (24)	1,46,136			
59,460	Fees & Taxes (25)	1,34,013			
93,405	Expenditure on visiting Faculty including remuneration	67,927			
2,000	Water Supply (23)	3,13,435			
4,98,824	Furniture Repair (12)	2,33,326			
1,91,007	Sewerage Treatment Plant Expenses (15)	10,14,837			
10,86,667	Counselling / Admission Expenses (29)	6,04,720			
4,24,141	Examination Expenses (32)	1,23,676			
1,44,706	Garden Maintenance (14)	57,819			
90,211	Legal Expenses (28)	2,28,958			
8,22,121	Merit Scholarship (31)	1,33,092			
78,000	Other Expenses	24,47,450			
12,63,32,599		13,31,43,778			


Director,
THE TECHNOLOGICAL INSTITUTE
OF TEXTILE & SCIENCES, BHIWANI



31/03/2016
(Rs.)

EXPENDITURE

(Rs.)

31/03/2017
(Rs.)

31/03/2016
(Rs.)

(Rs.)

INCOME

7
(Rs.)

31/03/2017
(Rs.)

To School Expenses

2,23,74,203	Salary & Wages	2,33,57,110	
17,51,943	Gratuity	29,76,799	
17,26,523	Contribution to Provident Fund & ESI	19,66,475	
4,84,073	Employees Welfare Expenses	4,69,286	
1,65,355	Building Repair & Maintenance	5,07,185	
18,03,382	Electricity	15,23,512	
14,835	Computer Expenses	12,401	
2,375	Books	12,759	
42,340	Fees & Taxes	45,590	
1,12,022	School Fee Refund	-	
16,33,672	Interest Paid	15,43,836	
6,91,233	Functions	7,52,322	
1,12,301	Insurance	1,34,441	
1,59,215	Printing & Stationery	1,74,473	
50,482	Travelling Expenses	1,19,194	
3,19,54,434	8,30,477	11,23,480	3,47,18,863
11,96,315	To Kinder Garten Expenses		14,23,929
8,98,150	To Miscellaneous Expenses		25,763
74,95,692	To Depreciation		75,66,888
1,52,879.00	To Provision for Non-moving / obsolete store		
1,94,80,257	To Balance being excess of Income over Expenditure transferred to Balance Sheet		1,38,68,698
19,41,54,979	Total	19,51,76,396	19,41,54,979

Total

19,51,76,396

For KOTHARI & COMPANY
Chartered Accountants
ICAI Reg. No. 301178-E

M. Kothari
(Manaswy Kothari)
Partner
Membership No. 64604

Dated : 28 AUG 2017

For The Technological Institute of Textile & Sciences

John
Chairman
J. Sogri
Member
Managing Committee

[Signature]
Hon. Secretary

Director,
THE TECHNOLOGICAL INSTITUTE
OF TEXTILE & SCIENCES, BHIWANI

2017-18

THE TECHNOLOGICAL INSTITUTE OF TEXTILE & SCIENCES
REGD. OFFICE :- 9/1 R.N. MUKHERJEE ROAD, KOLKATA -700001

BALANCE SHEET AS AT 31ST MARCH 2016

31/03/2017 (Rs.)		LIABILITIES		31/03/2018 (Rs.)		31/03/2017 (Rs.)		ASSETS		31/03/2018 (Rs.)		
RESERVES & SURPLUS						32,43,84,196		FIXED ASSETS (As per 'Schedule A' attached)				32,87,62,223
Capital Reserve								CURRENT ASSETS, LOANS AND ADVANCES				
(i) On Revaluation of Land As per last account				91,21,842				Stocks				
(ii) On Sale of Fixed Assets (being net excess of Sale proceeds over depreciated book value)								Consumable Stores, Spare parts etc.				8,10,413
As per last account				11,67,77,339		9,22,277		Less: Provision for non-moving / obsolete				(1,52,879)
Add: Additions during the year				17,47,025		(1,52,879)						6,57,534
Less: Deletions during the year				-								
				11,85,24,364								
(iii) On Acquisition of Land by Govt. Of Haryana				50,52,556				Sundry Debtors				
Reserve against Govt. Grants & Subsidy towards Non-recurring Expenditure (Utilised as per contra)								[Considered Good except where otherwise stated]				1,80,260
As per last account				4,85,29,815		1,80,260		Less: Provision for Doubtful Disputed Debts				(1,80,260)
Add: Additions during the year				-		(1,80,260)						
Less: Adjustment during the year				-				Cash and Bank Balances				
				4,85,29,815				With Scheduled Banks:				
Reserve against Donations towards Non-recurring Expenditure (Utilised as per Contra)				5,53,301				In Fixed Deposit Account				
As per last account				-				(Includes Receipts deposited Rs. 4,25,000/- (Previous year Rs. 4,25,000/-) with Director Technical Education Haryana, Chandigarh in the name of Registrar M.D. Univ., Rohtak and Receipts of Rs. 1,73,25,363/- (Previous Year Rs. 1,62,40,390/-) pledged with bank for current account overdraft facility.)				18,51,05,463
Add: Additions during the year				-				In Current Accounts				13,92,860
Less: Adjustment during the year				-				In Post Office Saving Bank Account (Pass Book deposited with Market Committee, Bhiwani)				501
				1,75,00,000				Cash & Stamps in hand				1,33,950
Depreciation Reserve												18,66,32,774
As per last account				23,96,18,058		15,83,10,201						
Add: Depreciation on Fixed Assets during the year				77,27,516		24,70,322						
Less: Deletion during the year				-		501						
				44,66,27,452		16,11,93,325						
				43,88,99,936		23,96,18,058						
				(42,15,245)		24,73,45,574						
				44,66,27,452		4,12,301						


Director,
THE TECHNOLOGICAL INSTITUTE
OF TEXTILE & SCIENCES, BHIWANI

31/03/2017 (Rs.)		LIABILITIES		31/03/2018 (Rs.)		31/03/2017 (Rs.)		ASSETS		31/03/2018 (Rs.)	
			Closer Compensation Payment Reserve As per last account	4,89,73,974					LOANS AND ADVANCES (Considered good, except where otherwise stated)		
4,89,73,974		3,90,66,509			5,86,21,046						
		99,07,465	Add: Additions during the year	96,47,072							
			SECURED LOANS								
			From Uco Bank								
			Cash Credit Account (Secured against equitable Mortgage of Land & Building at Bhiwani and Hypothecation of Stocks of Raw materials, Stores and spare parts, Stock-in-trade and in process, Book Debts & receivables)	48,98,424			18,000		Advances against Purchase of Consumable Stores, Spares etc		55,357
56,03,461							625		Advance to Staff		19,775
			From HDFC Bank				31,37,268		Advance to others		3,07,460
56,67,132			Current Account Overdraft (Secured Against Fixed Deposits receipts)	8,95,162			95,844		Balances with Central Excise Authorities		
							38,38,950		Security Deposits		19,72,427
			DEPOSITS				44,88,175		Fee & Other Amounts Receivable		69,57,945
			Security Deposit from Agents	25,000			92,29,081		Income-Tax Deducted at Source		1,33,90,011
			Fixed Deposit from Employees	4,81,03,573			44,51,492		Interest Accrued but not Due on Fixed Deposits		41,55,436
			Add: Interest Accrued on above	53,70,859			5,92,601		Prepaid Expenses		4,89,660
			Deposit from Employees	1,09,760					Due from Government Department pertaining to College		4,60,060
			Add: Interest Accrued on above	12,074							3,03,08,431
			Orphan Scholarship Fund	4,08,549							
			Add: Contribution during the year	44,071							
			Less: Fund Utilised	4,44,720							
			N.M.Jain Scholarship Fund	6,690							
			Add: Contribution during the year	736							
			Less: Fund Utilised	(736)							
			Other Fund - contribution from Employee	2,07,960							
			From Contractors & Others	5,22,811							
5,90,15,509		4,97,011		5,48,03,447			2,74,09,791	15,77,755			


Director,
THE TECHNOLOGICAL INSTITUTE
OF TEXTILE & SCIENCES, BHIWANI

31/03/2017		LIABILITIES		31/03/2018		31/03/2017		ASSETS		31/03/2018	
(Rs.)	(Rs.)		(Rs.)	(Rs.)	(Rs.)	(Rs.)	(Rs.)		(Rs.)	(Rs.)	(Rs.)
		CURRENT LIABILITIES AND PROVISIONS									
4,20,96,799		Sundry Creditors for Goods Expenses etc. (Including Provisions)	4,79,55,407								
47,12,428		Other Liabilities	65,78,543								
9,03,988		Provision for Income Tax	9,03,998								
9,90,16,173		Provision for Gratuity	8,43,38,528								
1,05,93,351		Provision for Leave Encashment	99,58,804								
2,57,50,394		Sundry Credit Balances pertaining to the College and School	2,60,36,800								
19,47,23,943	1,16,50,800	Refundable Deposits & Caution Money from Students (including ex-student)	1,07,36,800	18,65,08,880	23,91,27,245	(1,38,68,698)					
75,28,83,955			75,23,54,411		75,28,83,955						75,23,54,411
								INCOME & EXPENDITURE ACCOUNT			
						25,29,95,943		As per last Account		23,91,27,245	
								Less: Excess of Income over Expenses as per attached Income & Expenditure Account		(3,31,53,796)	20,59,73,449

Notes on Accounts - As per Schedule 'B' annexed
 Notes & Schedules Form an integral part of Accounts

In the terms of our Report of even date

For KOTHARI & COMPANY
 Chartered Accountants
 ICAI Reg. No. 301178-E

 (Manaswy Kothari)
 Partner
 Membership No. 64601

Place: Kolkata
 Dated: 2nd August 2018

For The Technological Institute of Textile & Sciences

 Chairperson

 Member Managing Committee

 Hon Secretary


Director,
THE TECHNOLOGICAL INSTITUTE
OF TEXTILE & SCIENCES, BHIWANI

THE TECHNOLOGICAL INSTITUTE OF TEXTILE & SCIENCES
REGD. OFFICE :- 9/1 R. N. MUKHERJEE ROAD, KOLKATA -700001

Schedule 'A' of Fixed Assets attached to and forming part of the Society's Balance Sheet As on 31.03.2018

Description of Assets	Cost/Book Value as at 01/04/2017		Additions /Adjustments during the year		Deductions and/or Adjustments during the year		Balance as at 31/03/2018			Balance as at 31/3/2017		
	Against Govt. Grant/ Subsidies / Donations	Others	Against Govt. Grant/ Subsidies / Donations	Others	Against Govt. Grant/ Subsidies / Donations	Others	Against Govt. Grant/ Subsidies / Donations	Others	Total	Against Govt. Grant/ Subsidies / Donations	Others	Total
	(Rs.)	(Rs.)	(Rs.)	(Rs.)	(Rs.)	(Rs.)	(Rs.)	(Rs.)	(Rs.)	(Rs.)	(Rs.)	(Rs.)
Land	-	91,93,334	-	-	-	-	-	91,93,334	91,93,334	-	91,93,334	91,93,334
Plant & Machinery (3)	4,10,04,739	10,89,95,917	-	5,55,536	-	-	4,10,04,739	10,95,51,453	15,05,56,192	4,10,04,739	10,89,95,917	15,00,00,656
Buildings (5)	13,50,284	8,19,10,333	-	2,70,426	-	-	13,50,284	8,21,80,759	8,35,31,043	13,50,284	8,19,10,333	8,32,60,617
Furniture & Fixtures (2)	3,33,115	2,81,75,623	-	6,42,099	-	-	3,33,115	2,88,17,722	2,91,50,837	3,33,115	2,81,75,623	2,85,08,738
Vehicles	-	39,74,519	-	-	-	-	-	39,74,519	39,74,519	-	39,74,519	39,74,519
Office Equipments (4)	9,47,122	36,58,495	-	7,55,954	-	-	9,47,122	44,14,449	53,61,571	9,47,122	36,58,495	46,05,617
Water Pipe Line	-	67,415	-	-	-	-	-	67,415	67,415	-	67,415	67,415
Tube Well	-	1,16,558	-	-	-	-	-	1,16,558	1,16,558	-	1,16,558	1,16,558
Computer (1)	54,47,856	3,92,08,886	-	20,00,236	-	-	54,47,856	4,12,09,122	4,66,56,978	54,47,856	3,92,08,886	4,46,56,742
Capital Work- in- progress (6)	-	-	-	1,73,776	-	-	-	1,73,776	1,73,776	-	-	-
Total	4,90,83,116	27,53,01,080	-	43,98,027	-	-	4,90,83,116	27,96,99,107	32,87,82,223	4,90,83,116	27,53,01,080	32,43,84,196
Previous Year	4,99,34,435	27,37,74,318	-	61,22,611	8,51,319	45,95,849	4,90,83,116	27,53,01,080	32,43,84,196	4,99,34,435	27,37,74,318	32,37,08,753

In the terms of our Report of even date,

For KOTHARI & COMPANY
Chartered Accountants
ICAI Reg. No. 301178-E

M. Kothari

(Manaswy Kothari)
Partner
Membership No. 64601

Place : Kolkata
Dated : 2nd August 2018

For The Technological Institute of Textile & Sciences

[Signature]
Chairman

[Signature]
Member
Managing Committee

[Signature]
Hon. Secretary

[Signature]
Director,
THE TECHNOLOGICAL INSTITUTE
OF TEXTILE & SCIENCES, BHIWANI


INCOME & EXPENDITURE ACCOUNT FOR THE YEAR ENDED 31ST MARCH 2018

<u>31/03/2017</u> (Rs.)	<u>EXPENDITURE</u> (Rs.)	<u>31/03/2018</u> (Rs.)	<u>31/03/2017</u> (Rs.)	<u>INCOME</u> (Rs.)	<u>31/03/2018</u> (Rs.)
	To Opening Stock			By Sales	
7,180	Waste			Finished Goods	
7,180	Goods under process			Sale of Waste	6,47,306
			23,77,669	Less: Excise Duty	6,47,306
			23,77,669		
5,91,041	To Power and Fuel Expenses	5,51,747	23,77,669		6,47,306
	To <u>Payments to and Provisions</u> <u>for Employees</u>		12,29,00,421	By College Fees	12,61,06,092
19,91,140	Salary, Wages, Bonus and Ex-gratia	20,77,769			
	Contribution to Provident and Family Pension Funds and Employees State Insurance	1,50,605	2,48,538	2,89,978 By Rent & Accommodation Charges (41,440) Less: Paid	3,25,313 (41,440)
2,09,641	Gratuity	28,42,236			2,83,873
10,24,049	Employees' Welfare Expenses	11,658	649	5,46,323 By Electricity Charges received (5,45,674) Less: Paid	1,43,258 (1,01,724)
32,79,872		50,82,268			41,534
81,642	To Rates and Taxes	1,31,190			
	To Insurance	1,82,309	1,76,71,279	By Grants for School (On cash basis)	82,44,963
1,92,751	To Interest Paid	2,13,722	17,30,775	By Kinder Garten Fees	20,66,030
2,50,208	To Travelling and Conveyance		2,68,76,834	By Fees for Educational Activities	2,70,97,997
25,783			2,04,83,975	By Income from Technical & Consultancy Services (Net)	3,00,00,000

Tom
Director,
THE TECHNOLOGICAL INSTITUTE
OF TEXTILE & SCIENCES, BHIWANI



31/03/2017 (Rs.)		EXPENDITURE	31/03/2018 (Rs.)	31/03/2017 (Rs.)		INCOME	31/03/2018 (Rs.)
8,30,51,419		To College Expenses					
1,15,59,965		Salary, Wages and Leave encashment	8,16,07,948				
		Gratuity	64,57,916	1,064	By	Miscellaneous Receipts	47,662
		Contribution to Provident Fund, Family					
1,00,26,244		Pension Funds & ESI	1,04,85,466				
20,34,026		Employees Welfare Expenses	19,61,333				
24,73,014		House Keeping (14)	29,42,640				
64,11,476		Interest Paid (31)	46,99,038	20,36,850	By	Interest Received	20,04,429
21,34,372		Building Repair & Maintenance (7)	21,88,411				
41,91,837		(17) Electricity & Fuel	33,87,530				
2,70,315		Generator Expenses (9)	1,76,312				
18,984		Staff Recruitment Expenses (18)	1,03,022	5,91,209	By	Unclaimed Balances and Unspent Liabilities Written Back	3,72,839
11,17,833		Travelling and Conveyance Expenses (19)	12,27,876				
11,65,090		Communication Expenses (20)	13,47,041				
2,88,940		Library Expenses	2,02,860				
95,285		Newspaper & Journals	1,49,282	2,28,800	By	Insurance Claim	
5,74,401		Car Running & maintenance Expenses (8)	8,74,405				
1,72,768		Computer Expenses (10)	2,50,724	28,333	By	Income from Infrastructure Utilization	
3,05,730		Equipment Repair (11)	1,84,767				
3,98,298		Electric Repair (12)	5,69,777				
4,51,102		Insurance (21)	4,62,057		By	Sample Development & Testing Charges	1,900
1,58,079		Printing & Stationery (22)	1,99,550				
4,37,382		(23) Professional Fees	4,63,970		By	Financial Assistance for Educational Purposes	25,00,000
1,67,335		Training & Placement (24)	6,09,467				
1,34,494		College Visitors	1,30,500				
1,48,136		Science Lab (25)	1,57,778		By	Gratuity Provision written back	1,46,77,645
1,34,013		(26) Fees & Taxes	3,06,186				
67,927		Expenditure on visiting Faculty including remuneration (27)	49,000		By	Leave Provision written back	6,34,547
3,13,435		(28) Water Supply	2,55,426				
2,33,326		Furniture Repair (13)	1,02,853				
10,14,837		Sewerage Treatment Plant Expenses (16)	9,64,893				
6,04,720		Counselling / Admission Expenses (30)	19,20,280				
1,23,676		(33) Examination Expenses	1,63,703				
57,819		Garden Maintenance (15)	59,174				
2,28,958		Legal Expenses (29)	13,27,330				
1,33,092		Merit Scholarship (32)	95,000				
13,31,43,778	24,47,450	Other Expenses	28,19,719	12,89,03,234			
75,66,888		To Depreciation	77,27,516				
		Sundry Balances Adjusted	65,423				


Director,
THE TECHNOLOGICAL INSTITUTE
OF TEXTILE & SCIENCES, BHIWANI



31/03/2017		EXPENDITURE	31/03/2018	31/03/2017	INCOME	31/03/2018
(Rs.)	(Rs.)		(Rs.)	(Rs.)	(Rs.)	(Rs.)
		To <u>School Expenses</u>				
2,33,57,110		Salary & Wages	2,58,34,416			
29,76,799		Gratuity	27,07,406			
19,66,475		Contribution to Provident Fund & ESI	22,76,499			
4,69,236		Employees Welfare Expenses	4,43,775			
5,07,185		Building Repair & Maintenance	5,74,522			
15,23,512		Electricity & Fuel	14,14,014			
12,401		Computer Expenses	10,677			
12,759		Books	-			
45,590		Fees & Taxes	45,590			
15,43,836		Interest Paid	12,81,785			
7,52,322		Functions	7,80,599			
1,34,441		Insurance	1,56,980			
1,74,473		Printing & Stationery	2,79,477			
1,19,194		Travelling Expenses	1,53,714			
12,864		Garden Maintenance	41,095			
1,53,864		Examination Expenses	84,932			
94,865		Electric Repair	78,585			
99,475		Legal Expenses	77,880			
6,421		Furniture Repair	48,023			
3,47,18,863	7,55,991	Other Expenses	6,79,590			
			3,70,69,559			
14,23,929		To Kinder Garten Expenses	16,42,965			
25,763		To Miscellaneous Expenses	3,088			
		To Balance being excess of Income over Expenditure transferred to Balance Sheet	3,31,53,796			
1,38,68,698						
<u>19,51,76,396</u>		Total	<u>21,47,26,817</u>	<u>19,51,76,396</u>	Total	<u>21,47,26,817</u>

For KOTHARI & COMPANY
Chartered Accountants
ICAI Reg. No. 301173-E

Manaswy Kothari

(Manaswy Kothari)
Partner
Membership No. 64601

Dated : 2nd August 2018

For The Technological Institute of Textile & Sciences

John
Director,

**THE TECHNOLOGICAL INSTITUTE
OF TEXTILE & SCIENCES, BHIVANI**

[Signature]
Chairman
[Signature]
Member
Managing Committee

[Signature]
Hon. Secretary

2018-19

BALANCE SHEET AS AT 31st MARCH 2019

31/03/2018 (Rs.)		LIABILITIES		31/03/2019 (Rs.)		31/03/2018 (Rs.)		ASSETS		31/03/2019 (Rs.)	
			RESERVES & SURPLUS			328,782,223		FIXED ASSETS			332,446,157
			<u>Capital Reserve</u>					(As per 'Schedule A' attached)			
	9,121,842		(I) On Revaluation of Land As per last account		9,121,842			CURRENT ASSETS, LOANS AND ADVANCES			
			(ii) On Sale of Fixed Assets (being net excess of Sale proceeds over depreciated book value)			657,534	810,413	<u>Stock</u>			
	118,524,364	118,524,364	As per last account	118,524,364			(152,879)	Consumable Stores, Spare parts etc.	835,091		682,212
	118,524,364		Add: Additions during the year	3,410,000				Less : Provision for non-moving / obsolete	(152,879)		
			Less : Deletions during the year		121,934,364						
	5,052,556		(iii) On Acquisition of Land by Govt. Of Haryana		5,052,556			<u>Sundry Debtors</u>			
			Reserve against Govt. Grants & Subsidy towards Non-recurring <u>Expenditure (Utilised as per contra)</u>				180,260	(Considered Good except where otherwise stated)	4,945,260		
	48,529,815	48,529,815	As per last account	48,529,815			(180,260)	Less: Provision for Doubtful/ Disputed Debts	(180,260)		4,765,000
			Add: Additions during the year	437,813				<u>Cash and Bank Balances</u>			
	48,529,815		Less : Adjustment during the year	(1,160,000)	47,807,628			With Scheduled Banks:			
			Reserve against Donations towards Non-recurring <u>Expenditure (Utilised as per Contra)</u>		553,301			In Fixed Deposit Account			
	553,301				553,301			(Includes Receipts deposited Rs.4,83,875/- (Previous year Rs. 4,50,203/-) with Director, Technical Education Haryana, Chandigarh in the name of Registrar M.D. Univ., Rohtak and Receipts of Rs.1,83,61,348/- (Previous Year Rs. 1,73,25,363/-) pledged with bank for current account overdraft facility.)			185,686,841
	17,500,000		Reserve against Donations for <u>Education Purposes</u> As per last account		17,500,000			In Current Accounts		1,076,446	
			<u>Depreciation Reserve</u>					In Post Office Saving Bank Account (Pass Book deposited with Market Committee, Bhiwani)		501	
	239,618,058	239,618,058	As per last account	247,345,574				Cash & Stamps in hand		237,145	187,000,933
			Add: Depreciation on Fixed Assets during the year	7,966,375			185,105,463				
446,627,452	247,345,574		Less : Deletion during the year	(3,852,423)	251,459,526		1,392,860				
			<u>Closer Compensation Payment Reserve</u>								
	48,973,974	48,973,974	As per last account	58,621,046							
58,621,046	9,647,072		Add: Additions during the year	10,499,959	69,121,005						
			SECURED LOANS								
			<u>From Uco Bank</u>								
			Cash Credit Account (Secured against equitable Mortgage of Land & Building at Bhiwani and Hypothecation of Stocks of Raw materials, Stores and spare parts, Stock-in-trade and in process, Book Debts & receivables)		5,094,070			Advances against Purchase of Consumable Stores, Spares etc		55,357	
4,898,424					5,094,070			Advance to Staff		19,775	26,969
			<u>From HDFC Bank</u>					Advance to others		807,460	349,252
			Current Account Overdraft (Secured Against Fixed Deposits receipts)		2,996,285			Security Deposits		1,972,427	
895,162					2,996,285						
			<u>From HDFC Bank Ltd.</u>								
			(Secured Against hypothication of School Bus)		931,147						

John
Director,
THE TECHNOLOGICAL INSTITUTE
OF TEXTILE & SCIENCES, BHIWANI



31/03/2018 (Rs.)	(Rs.)	LIABILITIES	(Rs.)	31/03/2019 (Rs.)	31/03/2018 (Rs.)	(Rs.)	ASSETS	(Rs.)	31/03/2019 (Rs.)
	25,000	DEPOSITS							
		Security Deposit from Agents				8,957,945	Fee & Other Amounts Receivable		11,081,067
		48,103,573 Fixed Deposit from Employees	45,168,710						
53,474,432	5,370,859	Add: Interest Accrued on above	4,529,728	49,698,438		13,390,011	Income-Tax Deducted at Source		15,105,948
		109,760 Deposit from Employees	121,834						
121,834	12,074	Add: Interest Accrued on above	211	122,045		4,155,436	Interest Accrued but not Due on Fixed Deposits		4,741,702
		400,549 Orphic Scholarship Fund	444,720						
		44,071 Add: Contribution during the year	44,472						
444,720	-	Less: Fund Utilised	-	489,192		489,960	Prepaid Expenses		639,709
		6,690 N.M.Jain Scholarship Fund	6,690						
		736 Add: Contribution during the year	669						
6,690	(736)	Less: Fund Utilised	(1,359)	6,000		30,308,431	Due from Government Department pertaining to College	136,435	34,053,510
		207,960 Other Fund - contribution from Employee		176,287					
54,803,447	522,811	From Contractors & Others	521,611	51,013,573					
		CURRENT LIABILITIES AND PROVISIONS							
		Sundry Creditors for Goods, Expenses etc. (Including Provisions)		45,075,739					
	47,955,407								
	6,578,543	Other Liabilities		5,602,498					
	903,998	Provision for Income Tax		903,998					
	84,338,528	Provision for Gratuity		80,122,464					
	9,958,804	Provision for Leave Encashment		10,153,329					
	26,036,800	Sundry Credit Balances pertaining to the College and School		27,785,354		239,127,245	As per last Account		205,973,449
	186,508,880	Refundable Deposits & Caution Money from Students (including ex-student)	10,684,145	180,327,526		205,973,449	Less: Excess of Income over Expenses as per attached Income & Expenditure Account	(2,008,440)	203,965,009
	752,354,411			762,912,822		752,354,411			762,912,822

Notes on Accounts - As per Schedule 'B' annexed
Notes & Schedules Form an Integral part of Accounts

In the terms of our Report of even date

For KOTHARI & COMPANY
Chartered Accountants
ICAI Reg. No. 301178-E

Manaswly Kothari
(Manaswly Kothari)
Partner
Membership No. 64501



Place : Kolkata
Dated :

17 SEP 2019

For The Technological Institute of Textile & Sciences

J. Sagar
Chairman
Member
Managing Committee

Tom
Hon. Secretary

Director,
THE TECHNOLOGICAL INSTITUTE
OF TEXTILE & SCIENCES, BHIWANI

THE TECHNOLOGICAL INSTITUTE OF TEXTILE & SCIENCES
REGD. OFFICE :- 9/1 R.N. MUKHERJEE ROAD, KOLKATA -700001

Schedule 'A' of Fixed Assets attached to and forming part of the Society's Balance Sheet As on 31.03.2019

Description of Assets	Cost/Book Value as at 01/04/2018		Additions /Adjustments during the year		Deductions and/or Adjustments during the year		Balance as at 31/03/2019			Balance as at 31/3/2018		
	Against Govt.Grant/ Subsidies / Donations	Others	Against Govt.Grant/ Subsidies / Donations	Others	Against Govt.Grant/ Subsidies / Donations	Others	Against Govt.Grant/ Subsidies / Donations	Others	Total	Against Govt.Grant/ Subsidies / Donations	Others	Total
	(Rs.)	(Rs.)	(Rs.)	(Rs.)	(Rs.)	(Rs.)	(Rs.)	(Rs.)	(Rs.)	(Rs.)	(Rs.)	(Rs.)
Land	-	9,193,334	-	-	-	-	-	9,193,334	9,193,334	-	9,193,334	9,193,334
Plant & Machinery ③	41,004,739	109,551,453	-	243,779	1,160,000	2,692,423	39,844,739	107,102,809	146,947,548	41,004,739	109,551,453	150,556,192
Buildings ⑤	1,350,284	82,180,759	-	38,250	-	-	1,350,284	82,219,009	83,569,293	1,350,284	82,180,759	83,531,043
Furniture & Fixtures ②	333,115	28,817,722	164,093	3,791,220	-	-	497,208	32,608,942	33,106,150	333,115	28,817,722	29,150,837
Vehicles ⑥	-	3,974,519	-	1,380,000	-	-	-	5,354,519	5,354,519	-	3,974,519	3,974,519
Office Equipments ④	947,122	4,414,449	-	204,849	-	-	947,122	4,619,298	5,566,420	947,122	4,414,449	5,361,571
Water Pipe Line	-	67,415	-	-	-	-	-	67,415	67,415	-	67,415	67,415
Tube Well	-	116,558	-	-	-	-	-	116,558	116,558	-	116,558	116,558
Computer ①	5,447,856	41,209,122	273,720	1,594,222	-	-	5,721,576	42,803,344	48,524,920	5,447,856	41,209,122	46,656,978
Capital Work- in- progress	-	173,776	-	-	-	173,776	-	-	-	-	173,776	173,776
Total	49,083,116	279,699,107	437,813	7,252,320	1,160,000	2,866,199	48,360,929	284,085,228	332,446,157	49,083,116	279,699,107	328,782,223
Previous Year	49,083,116	275,301,080	-	4,398,027	-	-	49,083,116	279,699,107	328,782,223	49,083,116	275,301,080	324,384,196

In the terms of our Report of even date

For KOTHARI & COMPANY
Chartered Accountants
ICAI Reg. No. 301178-E

M Kothari
(Manaswy Kothari)
Partner
Membership No. 64601

Place : Kolkata
Dated : 17 SEP 2019



For The Technological Institute of Textile & Sciences

[Signature]
Chairman

[Signature]
Member
Managing Committee

[Signature]
Hon. Secretary

[Signature]
Director,
THE TECHNOLOGICAL INSTITUTE
OF TEXTILE & SCIENCES, BHIWANI


INCOME & EXPENDITURE ACCOUNT FOR THE YEAR ENDED 31ST MARCH 2019

31/03/2018 (Rs.)	(Rs.)	EXPENDITURE	(Rs.)	31/03/2019 (Rs.)	31/03/2018 (Rs.)	(Rs.)	INCOME	(Rs.)	31/03/2019 (Rs.)
		<u>Opening Stock</u>					By Sales		
	To	Waste	-				Finished Goods		
		Goods under process	-						
						647,306	Sale of Waste	45,226	
						647,306		45,226	
551,747	To	Power and Fuel Expenses		568,453	647,306		Less: Excise Duty		45,226
	To	<u>Payments to and Provisions for Employees</u>			126,106,092		By College Fees		126,562,337
	2,077,769	Salary, Wages, Bonus and Ex-gratia	1,279,050						
		Contribution to Provident and Family Pension Funds and Employees State Insurance	150,605		283,873	325,313	By Rent & Accommodation Charges	272,792	
			108,874			(41,440)	Less: Paid	(41,440)	231,352
	2,842,236	Gratuity	373,702						
5,092,268	11,658	Employees' Welfare Expenses	39,027	1,800,653	41,534	143,258	By Electricity Charges received		
						(101,724)	Less: Paid		
131,190	To	Rates and Taxes		42,300					
192,309	To	Insurance		91,077	8,244,963		By Grants for School (On cash basis)		4,881,942
213,722	To	Interest Paid		89,581	2,066,030		By Kinder Garten Fees		2,123,455
	To	Electricity Charges paid	164,167						
		Less: Received	(346)	163,821	27,097,997		By Fees for Educational Activities		29,452,050
					30,000,000		By Income from Technical & Consultancy Services		4,000,000

John
Director,
THE TECHNOLOGICAL INSTITUTE
OF TEXTILE & SCIENCES, BHIWANI



31/03/2018		EXPENDITURE		31/03/2019		31/03/2018		INCOME		31/03/2019	
(Rs.)	(Rs.)	(Rs.)	(Rs.)	(Rs.)	(Rs.)	(Rs.)	(Rs.)	(Rs.)	(Rs.)	(Rs.)	(Rs.)
	To	College Expenses									
81,607,948		Salary, Wages and Leave encashment	85,347,199								
6,457,916		Gratuity	957,842			47,662	By	Miscellaneous Receipts			
10,485,466		Contribution to Provident Fund, Family Pension Funds & ESI	10,265,688								
1,961,333		Employees Welfare Expenses	1,962,237								
2,942,640		House Keeping (14)	2,557,767								
4,699,038		Interest Paid (31)	4,088,423			2,004,429	By	Interest Received		2,298,790	
2,188,411		Building Repair & Maintenance (7)	1,948,028								
3,387,530		Electricity & Fuel (17)	4,183,613								
176,312		Generator Expenses (9)	394,095								
103,022		Staff Recruitment Expenses (16)	16,300			372,839	By	Unclaimed Balances and Unspent Liabilities Written Back		3,799,246	
1,227,876		Travelling and Conveyance Expenses (19)	843,207								
1,347,041		Communication Expenses (20)	1,204,286								
202,860		Library Expenses	96,421								
149,282		Newspaper & Journals	107,687								
874,405		Car Running & maintenance Expenses (8)	1,020,038								
250,724		Computer Expenses (10)	113,572								
184,767		Equipment Repair (11)	118,771								
589,777		Electric Repair (12)	379,675								
462,057		Insurance (21)	513,301			1,900	By	Sample Development & Testing Charges		2,100	
199,550		Printing & Stationery (22)	150,757								
463,970		Professional Fees (23)	602,662			2,500,000	By	Financial Assistance for Educational Purposes			
609,467		Training & Placement (24)	1,121,208								
130,500		College Visitors	63,054								
157,778		Science Lab (25)	158,969			14,677,645	By	Gratuity Provision written back		-	
306,186		Fees & Taxes (26)	1,451,322								
49,000		Expenditure on visiting Faculty including remuneration (27)	129,720								
255,426	(28)	Water Supply	341,393			634,547	By	Leave Provision written back		-	
102,853		Furniture Repair (13)	174,109								
964,893		Sewerage Treatment Plant Expenses (16)	925,582								
1,920,280		Counselling / Admission Expenses (30)	1,135,206								
163,703		Examination Expenses	145,174								
59,174		Garden Maintenance (15)	79,270								
1,327,330		Legal Expenses (29)	886,646								
95,000		Merit Scholarship (32)	86,000								
		Platinum Jubilee Exp (34)	1,220,866								
128,903,234	2,819,719	Other Expenses	2,960,421								
											127,750,505
7,727,516	To	Depreciation									7,966,375
65,423		Sundry Balances written off									308,345


Director,
THE TECHNOLOGICAL INSTITUTE
OF TEXTILE & SCIENCES, BHIWANI



31/03/2018 (Rs.)		EXPENDITURE (Rs.)		31/03/2019 (Rs.)		INCOME (Rs.)		31/03/2019 (Rs.)	
	To	<u>School Expenses</u>							
25,834,416		Salary & Wages	21,634,577						
2,707,406		Gratuity	1,361,123						
2,276,499		Contribution to Provident Fund & ESI	2,649,971						
443,775		Employees Welfare Expenses	242,223						
674,522		Building Repair & Maintenance	465,611						
1,414,014		Electricity & Fuel	735,684						
10,677		Computer Expenses	16,924						
-		Books	15,929						
45,590		Fees & Taxes	144,478						
1,281,785		Interest Paid	1,021,168						
780,599		Functions	913,098						
156,980		Insurance	85,620						
279,477		Printing & Stationery	350,921						
153,714		Travelling Expenses	63,492						
41,095		Garden Maintenance	1,441						
84,932		Examination Expenses	120,748						
78,585		Electric Repair	101,665						
77,880		Legal Expenses	-						
48,023		Furniture Repair	30,124						
<u>37,059,559</u>	<u>679,590</u>	Other Expenses	<u>925,683</u>	<u>30,880,481</u>					
1,642,965	To	Kinder Garten Expenses		1,726,466					
3,088	To	Miscellaneous Expenses							
	To	Balance being excess of Income over Expenditure transferred to Balance Sheet		2,008,440					
<u>33,153,796</u>									
<u>214,726,817</u>		Total		<u>173,396,498</u>	<u>214,726,817</u>	Total		<u>173,396,498</u>	

6

For KOTHARI & COMPANY
Chartered Accountants
ICAI Reg. No. 301178-E

M. Kothari
(Manaswy Kothari)
Partner
Membership No. 64601



Dated: 7 SEP 2019

For The Technological Institute of Textile & Sciences

J. Sogani
Chairman
Member
Managing Committee
John
Hon. Secretary

Director,
THE TECHNOLOGICAL INSTITUTE
OF TEXTILE & SCIENCES, BHIWANI

2019-20

THE TECHNOLOGICAL INSTITUTE OF TEXTILE & SCIENCES

REGD. OFFICE :- 9/1 R.N. MUKHERJEE ROAD, KOLKATA - 700001

BALANCE SHEET AS AT 31st MARCH 2020

31/03/2019 (Rs.)		LIABILITIES		31/03/2020 (Rs.)		31/03/2019 (Rs.)		ASSETS		31/03/2020 (Rs.)	
RESERVES & SURPLUS						33,24,46,157		FIXED ASSETS		33,93,92,552	
								(As per 'Schedule A' attached)			
Capital Reserve								CURRENT ASSETS, LOANS AND ADVANCES			
								Stock			
91,21,842		(i) On Revaluation of Land As per last account		91,21,842		6,82,212		8,35,091 (1,52,879)		8,29,260 (1,52,879)	
		(ii) On Sale of Fixed Assets (being net excess of Sale proceeds over depreciated book value)						Consumable Stores, Spare parts etc.			
		As per last account		12,19,34,364				Less: Provision for non-moving / obsolete		6,76,381	
		Add: Additions during the year		27,00,000							
12,13,34,364		Less: Deletions during the year		-							
53,52,556		(iii) On Acquisition of Land by Govt. Of Haryana		50,52,556							
		Reserve against Govt. Grants & Subsidy towards Non-recurring Expenditure (Utilised as per contra)						Sundry Debtors			
		As per last account		4,78,07,628				49,45,260		(Considered Good except where otherwise stated)	
		Add: Additions during the year		-				47,65,000		Less: Provision for Doubtful/ Disputed Debts	
4,78,07,628		Less: Adjustment during the year		-						(1,80,260)	
		Reserve against Donations towards Non-recurring Expenditure (Utilised as per Contra)		5,53,301						49,63,050	
5,53,301		Reserve against Donations for Education Purposes		1,75,00,000							
1,75,00,000		As per last account						Cash and Bank Balances			
		Depreciation Reserve						With Scheduled Banks:			
		As per last account		25,14,59,526				In Fixed Deposit Account			
		Add: Depreciation on Fixed Assets during the year		74,24,450				(Includes Receipts deposited Rs. 4,83,379/- (Previous year Rs. 4,83,875/-) with Director, Technical Education Haryana, Chandigarh in the name of Registrar M.D. Univ., Rohtak and Receipts of Rs. 1,50,00,000/- (Previous Year Rs. 1,83,61,348/-) pledged with bank for current account overdraft facility.)		19,37,17,967	
45,34,29,217		Less: Deletion during the year		(2,36,574)		25,88,47,402		In Current Accounts		24,28,922	
25,14,59,526						46,33,17,093		In Post Office Saving Bank Account (Pass Book deposited with Market Committee, Bhiwani)		501	
		Closer Compensation Payment Reserve						501			
		As per last account		6,91,21,005				Cash & Stamps in hand		1,45,094	
		Add: Additions during the year		1,14,59,277		8,05,80,282				19,62,92,484	
6,91,21,005											
SECURED LOANS								LOANS AND ADVANCES			
								(Considered good, except where otherwise stated)			
From Uco Bank								26,969		Advance to Staff	
								3,49,252		Advance to others	
								19,72,427		Security Deposits	
50,94,070		Cash Credit Account (Secured against equitable Mortgage of Land & Building at Bhiwani and Hypothecation of Stocks of Raw materials, Stores and spare parts, Stock-in-trade and in process, Book Debts & receivables)		53,34,979				1,10,81,067		Fee & Other Amounts Receivable	
								1,51,05,948		Income-Tax Deducted at Source	
										41,28,104	
From HDFC Bank											
29,96,285		Current Account Overdraft (Secured Against Fixed Deposits receipts)		2,76,413							

Director,
THE TECHNOLOGICAL INSTITUTE
OF TEXTILE & SCIENCES, BHIWANI



THE TECHNOLOGICAL INSTITUTE OF TEXTILE & SCIENCES

REGD. OFFICE :- 9/1 R.N. MUKHERJEE ROAD, KOLKATA -700001

Schedule 'A' of Fixed Assets attached to and forming part of the Society's Balance Sheet As on 31.03.2020

Description of Assets	Cost/Book Value as at 01/04/2019		Additions /Adjustments during the year		Deductions and/or Adjustments during the year		Balance as at 31/03/2020			Balance as at 31/3/2019		
	Against Govt.Grant/ Subsidies / Donations	Others	Against Govt.Grant/ Subsidies / Donations	Others	Against Govt.Grant/ Subsidies / Donations	Others	Against Govt.Grant/ Subsidies / Donations	Others	Total	Against Govt.Grant/ Subsidies / Donations	Others	Total
	(Rs.)	(Rs.)	(Rs.)	(Rs.)	(Rs.)	(Rs.)	(Rs.)	(Rs.)	(Rs.)	(Rs.)	(Rs.)	(Rs.)
Land	-	91,93,334	-	-	-	-	-	91,93,334	91,93,334	-	91,93,334	91,93,334
Plant & Machinery ③	3,98,44,739	10,71,02,809	-	1,13,261	-	2,36,574	3,98,44,739	10,69,79,496	14,68,24,235	3,98,44,739	10,71,02,809	14,69,47,548
Buildings ⑤	13,50,284	8,22,19,009	-	18,295	-	-	13,50,284	8,22,37,304	8,35,87,588	13,50,284	8,22,19,009	8,35,69,293
Furniture & Fixtures ②	4,97,208	3,26,08,942	-	8,93,244	-	-	4,97,208	3,35,02,186	3,39,99,394	4,97,208	3,26,08,942	3,31,06,150
Vehicles ⑥	-	53,54,519	-	14,70,000	-	-	-	68,24,519	68,24,519	-	53,54,519	53,54,519
Office Equipments ④	9,47,122	46,19,298	-	3,23,942	-	-	9,47,122	49,43,240	58,90,362	9,47,122	46,19,298	55,66,420
Water Pipe Line	-	67,415	-	-	-	-	-	67,415	67,415	-	67,415	67,415
Tube Well	-	1,16,558	-	-	-	-	-	1,16,558	1,16,558	-	1,16,558	1,16,558
Computer ①	57,21,576	4,28,03,344	-	37,65,723	-	-	57,21,576	4,65,69,067	5,22,90,643	57,21,576	4,28,03,344	4,85,24,920
Capital Work- in- progress ③	-	-	-	5,98,504	-	-	-	5,98,504	5,98,504	-	-	-
Total	4,83,60,929	28,40,85,228	-	71,82,969	-	2,36,574	4,83,60,929	29,10,31,623	33,93,92,552	4,83,60,929	28,40,85,228	33,24,46,157
Previous Year	4,90,83,116	27,96,99,107	4,37,813	72,52,320	11,60,000	28,66,199	4,83,60,929	28,40,85,228	33,24,46,157	4,90,83,116	27,96,99,107	32,87,82,223

In the terms of our Report of even date

For KOTHARI & COMPANY
Chartered Accountants
ICAI Reg. No. 301178-E

M. Kothari
(Manaswy Kothari)
Partner
Membership No. 64601



Place : Kolkata
Dated :

12 NOV 2020

For The Technological Institute of Textile & Sciences

Chairman

Chairman

J. Sengupta

Member
Managing Committee

Secretary

Secretary

Director
Director,
THE TECHNOLOGICAL INSTITUTE
OF TEXTILE & SCIENCES, BHIWANI

31/03/2019		EXPENDITURE	31/03/2020	31/03/2019		INCOME	31/03/2020	
(Rs.)	(Rs.)		(Rs.)	(Rs.)	(Rs.)		(Rs.)	(Rs.)
		To College Expenses						
8,53,47,199		Salary, Wages and Leave encashment	8,31,37,302					
9,57,842		Gratuity	64,40,875	37,99,246	By	Unclaimed Balances and Unspent Liabilities Written Back	8,97,532	
1,02,65,688		Contribution to Provident Fund, Family Pension Funds & ESI	1,01,76,945					
19,62,237		Employees Welfare Expenses	20,05,675					
25,57,767		House Keeping (14)	27,63,904		By	Gratuity Provision written back	27,61,434	
40,88,423		Interest Paid (31)	40,43,143					
19,48,028		Building Repair & Maintenance (7)	17,17,960					
41,83,613		Electricity & Fuel (17)	37,36,256		By	Misc. Income	22,339	
3,94,095		Generator Expenses (9)	3,71,550					
16,300		Staff Recruitment Expenses (18)	1,76,144					
8,43,207		Travelling and Conveyance Expenses (19)	11,82,194					
12,04,286		Communication Expenses (20)	7,82,133					
96,421		Library Expenses	75,458					
1,07,687		Newspaper & Journals	1,65,878					
10,20,038		Car Running & maintenance Expenses (8)	8,70,817					
1,13,572		Computer Expenses (10)	4,34,824					
1,18,771		Equipment Repair (11)	2,30,947					
3,79,675		Electric Repair (12)	2,60,755					
5,13,301		Insurance (21)	1,52,150					
1,50,757		Printing & Stationery (22)	1,63,759					
6,02,662		Professional Fees (23)	7,28,454					
11,21,208		Training & Placement (24)	7,42,912					
63,054		College Visitors	63,969					
1,58,968		Science Lab (25)	68,922					
14,51,322		Fees & Taxes (26)	5,90,506					
1,29,720		Expenditure on visiting Faculty including remuneration (27)	1,16,390					
3,41,393		Water Supply (28)	5,38,139					
1,74,109		Furniture Repair (13)	1,30,643					
9,25,582		Sewerage Treatment Plant Expenses (16)	7,86,278					
11,35,206		Counseling / Admission Expenses (30)	17,38,741					
1,45,174		Examination Expenses (33)	1,27,801					
79,270		Garden Maintenance (15)	49,960					
8,86,646		Legal Expenses (29)	10,59,983					
86,000		Merit Scholarship (32)	65,000					
12,20,866		Platinum Jubilee Exp	-					
5,31,000		Accreditation Expenses (35)	5,90,050					
12,025		Meeting & Seminar Expenses (34)	1,03,784					
4,18,000		Continuation & Approval Fee (23)	3,41,647					
49,214		Postage Expenses (37)	66,220					
43,498		Faculty Development Exp (36)	49,745					
12,77,50,505	19,06,684	Other Expenses	22,59,135	12,91,01,948				

3,08,345

To Sundry Balances written off

1,26,371

John
Director,
THE TECHNOLOGICAL INSTITUTE
OF TEXTILE & SCIENCES, BHIWANI



31/03/2019		EXPENDITURE	31/03/2020		31/03/2019		INCOME	31/03/2020	
(Rs.)	(Rs.)		(Rs.)	(Rs.)	(Rs.)	(Rs.)		(Rs.)	(Rs.)
		To School Expenses							
	2,16,34,577	Salary & Wages	1,97,51,458						
	13,61,123	Gratuity	24,07,614						
	26,49,971	Contribution to Provident Fund & ESI	29,56,304						
	2,42,223	Employees Welfare Expenses	2,27,907						
	4,65,611	Building Repair & Maintenance	9,38,448						
	7,35,684	Electricity & Fuel	7,09,570						
	16,924	Computer Expenses	49,480						
	15,929	Books	17,323						
	1,44,478	Fees & Taxes	2,04,977						
	10,21,168	Interest Paid	11,06,773						
	9,13,098	Functions	10,52,231						
	85,620	Insurance	10,322						
	3,50,921	Printing & Stationery	3,26,992						
	63,492	Travelling Expenses	80,900						
	1,441	Garden Maintenance	1,764						
	1,20,748	Examination Expenses	2,34,696						
	1,01,666	Electric Repair	1,46,732						
	-	Legal Expenses	61,915						
	30,124	Furniture Repair	85,424						
3,08,80,481	9,25,683	Other Expenses	6,08,768	3,09,79,598					
17,26,466		To Kinder Garten Expenses		23,58,354					
79,66,375		To Depreciation		74,24,450					
		To Balance being excess of Income over Expenditure transferred to Balance Sheet					By Balance being excess of Expenditure over income transferred to Balance Sheet		1,17,59,339
17,33,96,498		Total	17,47,35,690	17,33,96,498	Total	17,47,35,690			

For KOTHARI & COMPANY
Chartered Accountants
ICAI Reg. No. 301178-E

M. Kothari
(Maraswy Kothari)
Partner
Membership No. 64601



Dated: 12 NOV 2020

Manoj Kumar Khastha For The Technological Institute of Textile & Sciences

Manoj Kumar Khastha
Chairman

Director,
THE TECHNOLOGICAL INSTITUTE
OF TEXTILE & SCIENCES, BHIWANI

J. Sagar
Member
Managing Committee

J. Sagar
Secretary

2020-21

THE TECHNOLOGICAL INSTITUTE OF TEXTILE & SCIENCES

REGD. OFFICE :- 9/1 R.N. MUKHERJEE ROAD, KOLKATA -700001

BALANCE SHEET AS AT 31ST MARCH 2021

31/03/2020 (Rs.)	(Rs.)	LIABILITIES	(Rs.)	31/03/2021 (Rs.)	31/03/2020 (Rs.)	(Rs.)	ASSETS	(Rs.)	31/03/2021 (Rs.)
		RESERVES & SURPLUS			339,392,552		FIXED ASSETS		340,748,719
							(As per 'Schedule A' attached)		
		Capital Reserve					CURRENT ASSETS, LOANS AND ADVANCES		
	9,121,842	(I) On Revaluation of Land	9,121,842				Stock		
		(ii) On Sale of Fixed Assets (being net excess of Sale proceeds over depreciated book value)					Consumable Stores, Spare parts etc.	631,104	
		As per last account	124,634,364		676,381	829,260 (152,879)	Less: Provision for non-moving / obsolete	(147,816)	483,288
	124,634,364	Add: Additions during the year	124,634,364	124,634,364					
	5,052,556	(iii) On Acquisition of Land by Govt. Of Haryana	5,052,556				Sundry Debtors		
		Reserve against Govt. Grants & Subsidy towards Non-recurring Expenditure (Utilised as per contra)	47,807,628	47,807,628			5,143,310 (Considered Good except where otherwise stated)	5,609,680	
		Reserve against Donations towards Non-recurring Expenditure (Utilised as per Contra)	553,301	553,301	4,963,050	(180,260)	Less: Provision for Doubtful/ Disputed Debts	(180,260)	5,429,420
	17,500,000	Reserve against Donations for Education Purposes	17,500,000				Cash and Bank Balances		
		Depreciation Reserve					With Scheduled Banks:		
	251,459,526	As per last account	258,647,402				In Fixed Deposit Account		
		Add: Depreciation on Fixed Assets during the year	7,741,693				(Includes Receipts deposited Rs 5,06,503/- (Previous year Rs. 4,83,379/-) with Director, Technical Education Haryana, Chandigarh in the name of Registrar M.D. Univ., Rohtak and Receipts of Rs.1,50,00,000/- (Previous Year Rs. 1,50,00,000/-) pledged with bank for current account overdraft facility.	198,011,093	
463,317,093	258,647,402	Less: Deletion during the year	-	266,389,095	471,058,786		In Current Accounts	2,743,317	
		Closer Compensation Payment Reserve					In Post Office Saving Bank Account (Pass Book deposited with Market Committee, Bhiwani)		
	69,121,005	As per last account	80,580,282				501		
		Add: Additions during the year	10,082,526	90,662,808	196,292,484	145,094	Cash & Stamps in hand	212,450	200,966,860
80,580,282	11,459,277								
		SECURED LOANS					LOANS AND ADVANCES		
		From Uco Bank					(Considered good, except where otherwise stated)		
		Cash Credit Account (Secured against equitable Mortgage of Land & Building at Bhiwani and Hypothecation of Stocks of Raw materials, Stores and spare parts, Stock-in-trade and in process, Book Debts & receivables)		861,960			79,469 Advance to Staff		244,514
5,334,979							385,829 Advance to others		406,999
		From HDFC Bank					1,069,254 Security Deposits		1,069,254
	276,413	Current Account Overdraft (Secured Against Fixed Deposits received)		3,526,842			17,916,618 Fee & Other Amounts Receivable		26,687,571
							4,128,104 Income-Tax Deducted at Source		2,417,708

Director,

**THE TECHNOLOGICAL INSTITUTE
OF TEXTILE & SCIENCES, BHIWANI**



31/03/2020		LIABILITIES		31/03/2021		31/03/2020	
(Rs.)	(Rs.)			(Rs.)	(Rs.)	(Rs.)	(Rs.)
1,720,521			From HDFC Bank Ltd.		1,126,728		
			(Secured Against hypothication of School Bus)				
			DEPOSITS				
		42,826,486	Fixed Deposit from Employees	43,489,212			Interest Accrued
46,987,497	4,161,011		Add: Interest Accrued on above	3,823,294	47,312,506	4,451,114	Fixed Deposits
		122,045	Deposit from Employees	122,277		632,733	Prepaid Expen
122,277	232		Add: Interest Accrued on above	229	122,506	29,035,778	Due from Govt
		489,192	Orphic Scholarship Fund	538,111			pertaining to C30
		48,919	Add: Contribution during the year	48,430			
538,111	-		Less: Fund Utilised	-	586,541		
		6,000	N.M.Jain Scholarship Fund	5,000			
		600	Add: Contribution during the year	540			
6,000	(600)		Less: Fund Utilised	(540)	6,000		
		182,388	Other Fund - contribution from Employee		178,308		
48,351,734	515,461		From Contractors & Others	515,461	48,721,322		
			CURRENT LIABILITIES AND PROVISIONS				
		45,489,041	Sundry Creditors for Goods, Expenses etc. (Including Provisions)	51,730,559			
		4,028,976	Other Liabilities	4,086,458			
		903,998	Provision for Income Tax	-			
		84,281,686	Provision for Gratuity	77,798,006			
		11,065,735	Provision for Leave Encashment	10,141,933			
		30,363,990	Sundry Credit Balances pertaining to the College and School	30,970,021			
186,503,571	10,370,145		Refundable Deposits & Caution Money from Students (including ex-student)	11,328,145	186,055,122	215,724,348	INCOME & E
						203,965,009	As per last Ac
							Add: Excess of
							Income as per
							Income & Exp51
786,084,593					801,813,568	786,084,593	

Notes on Accounts - As per Schedule 'B' annexed
Notes & Schedules Form an Integral part of Accounts

In the terms of our Report of even date

For KOTHARI & COMPANY
Chartered Accountants
ICAI Reg. No. 301178-E

M Kohari
(Manaswy Kohari)
Partner
Membership No. 64601

Place : Kolkata
Dated : 22/9/21



For The Technological Institute of

Manaswy Kohari
Chairman

J. Sagar
Member
Managing Committee

Manaswy Kohari
Director,
THE TECHNOLOGICAL INSTITUTE
OF TEXTILE & SCIENCES, BHIWANI

THE TECHNOLOGICAL INSTITUTE OF TEXTILE & SCIENCES

REGD. OFFICE :- 9/1 R.N. MUKHERJEE ROAD, KOLKATA -700001

Schedule 'A' of Fixed Assets attached to and forming part of the Society's Balance Sheet As on 31.03.2021

Description of Assets	Cost/Book Value as at 01/04/2020		Additions /Adjustments during the year		Deductions and/or Adjustments during the year		Balance as at 31/03/2021			Balance as at 31/3/2020		
	Against Govt.Grant/ Subsidies / Donations	Others	Against Govt.Grant/ Subsidies / Donations	Others	Against Govt.Grant/ Subsidies / Donations	Others	Against Govt.Grant/ Subsidies / Donations	Others	Total	Against Govt.Grant/ Subsidies / Donations	Others	Total
	(Rs.)	(Rs.)	(Rs.)	(Rs.)	(Rs.)	(Rs.)	(Rs.)	(Rs.)	(Rs.)	(Rs.)	(Rs.)	(Rs.)
Land	-	9,193,334	-	-	-	-	-	9,193,334	9,193,334	-	9,193,334	9,193,334
Plant & Machinery (2)	39,844,739	106,979,496	-	75,144	-	-	39,844,739	107,054,640	146,899,379	39,844,739	106,979,496	146,824,235
Buildings	1,350,284	82,237,304	-	-	-	-	1,350,284	82,237,304	83,587,588	1,350,284	82,237,304	83,587,588
Furniture & Fixtures	497,208	33,502,186	-	-	-	-	497,208	33,502,186	33,999,394	497,208	33,502,186	33,999,394
Vehicles	-	6,824,519	-	-	-	-	-	6,824,519	6,824,519	-	6,824,519	6,824,519
Office Equipments (3)	947,122	4,943,240	-	495,317	-	-	947,122	5,438,557	6,385,679	947,122	4,943,240	5,890,362
Water Pipe Line	-	67,415	-	-	-	-	-	67,415	67,415	-	67,415	67,415
Tube Well	-	116,558	-	-	-	-	-	116,558	116,558	-	116,558	116,558
Computer (1)	5,721,576	46,569,067	-	785,706	-	-	5,721,576	47,354,773	53,076,349	5,721,576	46,569,067	52,290,643
Capital Work- in- progress	-	598,504	-	-	-	-	-	598,504	598,504	-	598,504	598,504
Total	48,360,929	291,031,623	-	1,356,167	-	-	48,360,929	292,387,790	340,748,719	48,360,929	291,031,623	339,392,552
Previous Year	48,360,929	284,085,228	-	7,182,969	-	236,574	48,360,929	291,031,623	339,392,552	48,360,929	284,085,228	332,446,157

In the terms of our Report of even date

For KOTHARI & COMPANY
Chartered Accountants
ICAI Reg. No. 301178-E

M. Kothari
(Manaswy Kothari)
Partner
Membership No. 64601

Place : Kolkata
Dated : 22/9/21



For The Technological Institute of Textile & Sciences

Manaswy Kothari
Member
Secretary

Director,
THE TECHNOLOGICAL INSTITUTE
OF TEXTILE & SCIENCES, BHIWANI

THE TECHNOLOGICAL INSTITUTE OF TEXTILE & SCIENCES
REGD. OFFICE :- 9/1 R.N. MUKHERJEE ROAD, KOLKATA -700001

INCOME & EXPENDITURE ACCOUNT FOR THE YEAR ENDED 31st MARCH 2021

31/03/2020		EXPENDITURE		31/03/2021		31/03/2020		INCOME		31/03/2021	
(Rs.)	(Rs.)	(Rs.)	(Rs.)	(Rs.)	(Rs.)	(Rs.)	(Rs.)	(Rs.)	(Rs.)	(Rs.)	(Rs.)
		To College Expenses									
	78,897,153	Salary, Wages and Leave encashment	68,640,957		120,318,014	By College Fees				114,657,245	
	6,440,875	Gratuity	1,948,752								
	10,176,945	Pension Funds & ESI	8,389,319								
	2,005,675	Employees Welfare Expenses	1,845,457		2,954,215	By Kinder Garten Fees				738,940	
	2,763,904	House Keeping (11)	2,243,176								
	2,350,905	Manpower Supply - Security Services	2,216,925								
	1,889,244	Manpower Supply - Others	1,424,436		32,004,035	By Fees for Educational Activities				20,915,680	
	4,043,143	Interest Paid (27)	4,417,690								
	1,717,960	Building Repair & Maintenance (4)	688,099								
	3,736,256	Electricity & Fuel (14)	2,369,702								
	371,550	Generator Expenses (6)	513,182		3,770,055	By Interest Received				1,823,871	
	176,144	Staff Recruitment Expenses (15)	404,184								
	1,182,194	Travelling and Conveyance Expenses (16)	159,829								
	782,133	Communication Expenses (17)	844,648								
	75,458	Library Expenses	451,452								
	165,878	Newspaper & Journals	122,624								
	870,817	Car Running & maintenance Expenses (5)	812,238								
	434,824	Computer Expenses (7)	340,935								
	230,947	Equipment Repair (8)	19,680								
	260,755	Electric Repair (3)	263,258								
	152,150	Insurance (18)	180,688								
	163,759	Printing & Stationery (19)	124,290								
	728,454	Professional Fees (20)	615,736		2,200	By Sample Development & Testing Charges					
	742,912	Training & Placement (21)	640,966								
	63,969	College Visitors	27,045								
	68,922	Science Lab (22)	3,825								
	590,506	Fees & Taxes (23)	575,840		22,339	By Misc. Income				16,500	
	538,139	Water Supply (24)	359,436								
	130,643	Furniture Repair (10)	69,250								
	786,278	Sewerage Treatment Plant Expenses (13)	659,360		29,187	By Scrap Sales				306,793	
	1,738,741	Counselling / Admission Expenses (26)	456,010								
	127,801	Examination Expenses (29)	21,126								
	49,960	Garden Maintenance (12)	52,995								
	1,059,983	Legal Expenses (25)	2,747,378								
	65,000	Merit Scholarship (28)	96,000								
		BBA Affiliation Fee (20)	453,120								
	590,050	Accreditation Expenses	-								
	103,784	Meeting & Seminar Expenses	-								
	341,647	Continuation & Approval Fee (20)	148,680								
	66,220	Postage Expenses (17)	48,107								
	49,745	Faculty Development Exp. (20)	11,375								
129,106,948	2,375,525	Other Expenses	2,244,035	107,651,966							

Director,
THE TECHNOLOGICAL INSTITUTE
OF TEXTILE & SCIENCES, BHIWANI



31/03/2020		EXPENDITURE	31/03/2021		31/03/2020		INCOME	31/03/2021	
(Rs.)	(Rs.)		(Rs.)	(Rs.)	(Rs.)	(Rs.)		(Rs.)	(Rs.)
		<u>To School Expenses</u>							
	19,751,458	Salary & Wages	17,179,107			258,780	By Rent & Accommodation Charges	-	
	2,407,614	Gratuity	804,942		217,340	(41,440)	Less: Paid	-	
	2,956,304	Contribution to Provident Fund & ESI	2,388,965						
	227,907	Employees Welfare Expenses	270,089						
	938,448	Building Repair & Maintenance	346,802				By Leave Provision written back		904,125
	709,570	Electricity & Fuel	501,451						
	49,480	Computer Expenses	35,229						
	17,323	Books	-				By Sundry Balances written back		3,387
	204,977	Fees & Taxes	125,373						
	1,106,773	Interest Paid	941,433						
	1,052,231	Functions	168,175						
	10,322	Insurance	20,116		897,532		By Unclaimed Balances and Unspent Liabilities Written Back		35,285
	326,992	Printing & Stationery	63,181						
	80,900	Travelling Expenses	50,583						
	234,696	Examination Expenses	104,763						
	146,732	Electric Repair	62,598		2,761,434		By Gratuity Provision written back		
	31,532	Telephone Exp	59,896						
	61,915	Legal Expenses	-						
	85,424	Furniture Repair	30,100						
	58,807	Water Supply Exp.	23,346						
	30,979,598	Other Expenses	752,475	23,928,623					
	520,193								
		<u>To Payments to and Provisions for Employees</u>							
	1,185,942	Salary, Wages, Bonus and Ex-gratia	871,029						
	98,400	Contribution to Provident and Family Pension Funds and Employees State Insurance	66,454						
	2,461,750	Gratuity	434,725						
3,772,597	26,505	Employees' Welfare Expenses	31,600	1,403,808					
191,347		To Rates and Taxes		117,800					
97,696		To Insurance		96,507					
81,552		To Interest Paid		90,912					

John
Director,
THE TECHNOLOGICAL INSTITUTE
OF TEXTILE & SCIENCES, BHIWANI



31/03/2020		EXPENDITURE		31/03/2021		31/03/2020		INCOME		31/03/2021	
(Rs.)	(Rs.)		(Rs.)	(Rs.)	(Rs.)	(Rs.)	(Rs.)		(Rs.)	(Rs.)	
576,725		To Power and Fuel Expenses		699,142							
	20,594	To Electricity Charges paid	27,551								
20,052	(542)	Less: Received	(2,650)	24,901							
	-	To Rent & Accommodation Charges paid	168,320								
	-	Less: Received	(128,340)	39,980							
2,358,354		To Kinder Garten Expenses		1,659,496							
7,424,450		To Depreciation		7,741,693							
126,371		To Sundry Balances written off		501							
						11,759,339		By Balance being excess of Expenditure over income transferred to Balance Sheet			2,497,503
<u>174,735,690</u>		Total		<u>143,455,329</u>		<u>174,735,690</u>		Total			<u>143,455,329</u>

For KOTHARI & COMPANY
Chartered Accountants
ICAI Reg. No. 301178-E

M. Kothari
(Manaswy Kothari)
Partner
Membership No. 64601



Dated: 22/9/21

For The Technological Institute of Textile & Sciences

Manaswy Kothari
Chairman

J. Segari
Member
Managing Committee

[Signature]
Secretary

[Signature]
Director,
THE TECHNOLOGICAL INSTITUTE
OF TEXTILE & SCIENCES, BHIWANI